
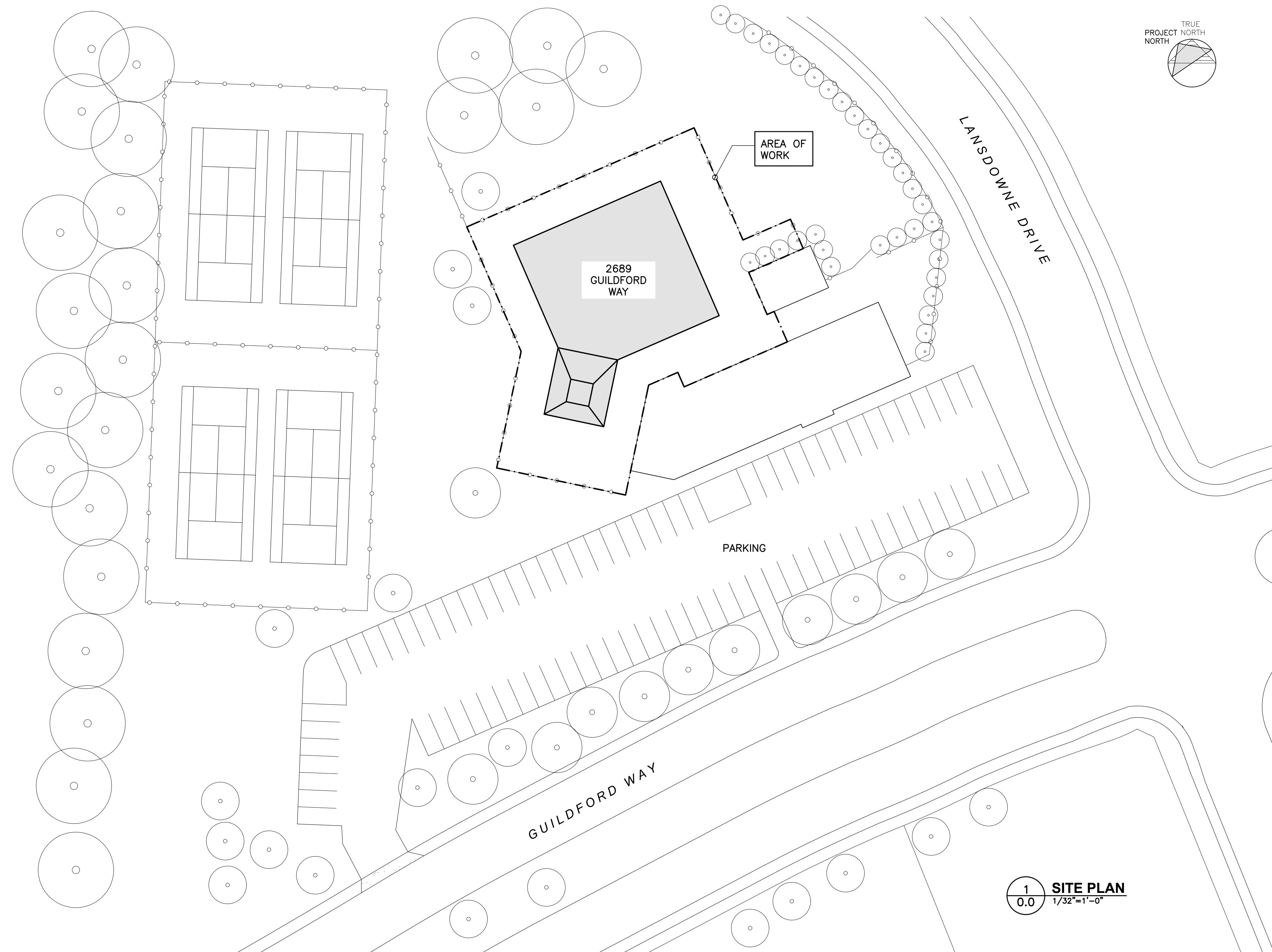


POOL REPAIR - PHASE 2

EAGLE RIDGE POOL

2689 GUILDFORD WAY, COQUITLAM, B.C.

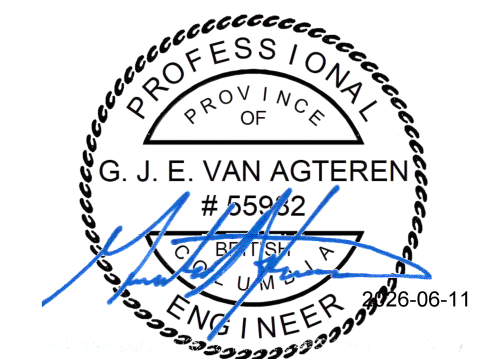


No.	Revision	Date	By
▲	ISSUED FOR ADDENDUM No. 01	2026.06.05	GVA
	ISSUED FOR PRICING	2026.05.01	BWG
	ISSUED FOR CLIENT REVIEW	2026.03.27	GVA

Drawing Notes

- All drawings, plans, models, designs, specifications and other documents prepared by Read Jones Christoffersen Ltd. ("RJC") and used in connection with this project are instruments of service for the work shown in them (the "Work") and as such are and remain the property of RJC whether the Work is executed or not, and RJC reserves the copyright in them and in the Work executed from them, and they shall not be used for any other work or project.
- These drawings are "design drawings" only. They may not be suitable for use as shop drawings. Use of these drawings as base drawings for "shop drawings" is not permitted unless written permission containing certain conditions and limitations is obtained from RJC. The work "as constructed" may vary from what is shown on these drawings.
- Use of these drawings is limited to that identified in the Revision column. Do not construct from these drawings unless marked "Issued for Construction" by RJC in the Revision column, and then only for the parts noted. The drawings shall not be used for "pricing", "costing", or "tender" unless so indicated in the Revision column. "Pricing" or "Costing" drawings are not complete and any prices based on such drawings must allow for this.

Seal



EGBC Permit to Practice No. 1002503

Project Name

**EAGLE RIDGE POOL
POOL REPAIR - PHASE 2**

2689 GUILDFORD WAY, COQUITLAM, B.C.

Sheet Title

**COVER PAGE AND SITE
PLAN**

Drawn By Scale 1/32" = 1'-0"

Designed By BWG Date March 2026

RJC Project Number **VAN.142850.0002**

Sheet Number Revision

R-0.0 **1**

LIST OF DRAWINGS:

R-0.0	COVER PAGE AND SITE PLAN
R-1.1	GENERAL NOTES
R-2.1	POOL TANK PLAN
R-3.1	POOL SECTIONS
R-4.1	TYPICAL CONCRETE REPAIR AND COATING DETAILS
R-4.2	TYPICAL DETAILS
R-4.3	TYPICAL DETAILS

LEGAL ADDRESS: PLAN NWP53820 CITY OF COQUITLAM METRO VANCOUVER REGIONAL DISTRICT	CIVIC ADDRESS: 2689 GUILDFORD WAY COQUITLAM, B.C. V3B 7Y5
--	---

- NOTES:**
- CONTRACTOR TO CONFIRM ALL DIMENSIONS AND EXISTING CONDITIONS ON SITE.
 - SEE PLANS, SECTIONS, AND DETAILS FOR SCOPE OF WORK.

1 **SITE PLAN**
0.0 1/32"=1'-0"

RENOVATIONS	
1.	REVIEW BY RJC OF THE EXISTING CONDITIONS IS LIMITED ONLY TO THE ELEMENTS IMPACTED BY THE RENOVATION WORK SHOWN IN THE CONTRACT DOCUMENTS.
2.	THE CONTRACT DOCUMENTS ARE BASED ON ASSUMED AS-BUILT DIMENSIONS FOR THE EXISTING BUILDING STRUCTURE AND ASSUMPTIONS IN ACCORDANCE WITH DETAILING AND PLACING PRACTICE. THESE ASSUMPTIONS MAY VARY FROM THE ACTUAL ON-SITE CONDITIONS. THE CONTRACTOR SHALL IMMEDIATELY INFORM THE CONSULTANT OF ANY ACTUAL VARIATIONS FROM THE ASSUMED CONDITIONS.
3.	MINOR MODIFICATIONS WILL BE REQUIRED TO THE WORK INDICATED ON THESE DRAWINGS TO REFLECT ACTUAL SITE CONDITIONS. THE CONTRACTOR WILL COOPERATE WITH THE CONSULTANT AND RJC IN THIS REGARD. MINOR MODIFICATIONS WILL BECOME THE RESPONSIBILITY OF THE CONTRACTOR AND WILL NOT RESULT IN A CHANGE IN THE CONTRACT PRICE.
4.	ENSURE THAT ALL NECESSARY JOB DIMENSIONS ARE TAKEN AND ALL TRADES ARE COORDINATED FOR THE PROPER EXECUTION OF THE WORK. THE CONTRACTOR SHALL ASSUME COMPLETE RESPONSIBILITY FOR THE ACCURACY AND COMPLETENESS OF SUCH DIMENSIONS, AND FOR COORDINATION.
5.	PRIOR TO FABRICATION OF ANY STRUCTURAL MEMBERS, THE CONTRACTOR SHALL COMPLETE THIS SITE REVIEW OF CRITICAL "TIE-IN" DIMENSIONS AND CONFIRM ALL DIMENSIONS TO ENSURE PROPER FIT OF NEW WORK TO EXISTING. REPORT ANY DISCREPANCIES TO RJC PRIOR TO STARTING WORK.
6.	COMMENCEMENT OF CONSTRUCTION OR ANY PART THEREOF CONSTITUTES ACCEPTANCE OF EXISTING CONDITIONS AND MEANS DIMENSIONS AND ELEVATIONS HAVE BEEN CONSIDERED, VERIFIED AND ARE ACCEPTABLE.
7.	ANY OPENINGS THAT ARE NOT SHOWN OR INDICATED ON THE STRUCTURAL DRAWINGS SHALL BE REPORTED TO RJC FOR REVIEW. THESE OPENINGS MAY NOT BE ALLOWED, MAY HAVE TO BE MOVED, OR MAY REQUIRE ADDITIONAL STRUCTURAL WORK AND DETAILING. DO NOT PROCEED WITH THESE OPENINGS WITHOUT WRITTEN PERMISSION FROM RJC.
8.	UNLESS NOTED OTHERWISE ON THE STRUCTURAL DRAWINGS, THE CORING OR CUTTING OF OPENINGS AND HOLES SHOWN ON THE STRUCTURAL DRAWINGS THROUGH THE EXISTING STRUCTURE SHALL NOT CUT ANY REINFORCING BARS. THE CONTRACTOR SHALL LOCATE THE POSITION OF EXISTING REINFORCING BARS IN THE VICINITY OF THE HOLES AND SLEEVES TO BE CUT OR CORED, AND THE HOLES AND SLEEVES SHALL BE LOCATED TO AVOID CUTTING OF REINFORCING BARS. WHERE THIS IS NOT POSSIBLE, IT SHALL BE REPORTED TO RJC FOR REVIEW.
9.	NEW OPENINGS TO BE CUT THROUGH EXISTING SLAB OR WALLS SHALL BE CLEARLY MARKED OUT BY THE CONTRACTOR. THE CONTRACTOR SHALL NOTIFY RJC ONCE THE MARKING OUT HAS BEEN COMPLETED SO THAT RJC CAN REVIEW THE PROPOSED LOCATIONS OF ALL NEW OPENINGS. DO NOT PROCEED WITH CUTTING OF NEW OPENINGS WITHOUT THE APPROVAL OF RJC.
10.	UNLESS NOTED OTHERWISE ON THE DRAWINGS NEW STRAIGHT SIDED OPENINGS THROUGH EXISTING SLABS AND WALLS SHALL BE SAWCUT WITH NO OVERCUTS. USE CORED HOLES AT THE CORNERS. JACKHAMMERING SHALL NOT BE PERMITTED. REFER TO THE DETAILS AND PROCEDURES INDICATED ON THE STRUCTURAL DRAWINGS FOR THE NEW OPENINGS. ALTERNATES TO THE ABOVE PROCEDURES MUST BE REVIEWED BY RJC PRIOR TO THE START OF DEMOLITION OR CONSTRUCTION.
11.	UNLESS NOTED OTHERWISE AT ALL LOCATIONS WHERE NEW CONCRETE WILL BE IN CONTACT WITH EXISTING CONCRETE SURFACES, THE EXISTING CONCRETE SURFACE IS TO BE COMPLETELY CLEANED AND ROUGHENED BY BUSH HAMMERING, (OR APPROVED EQUAL) TO AN AMPLITUDE OF 6 mm (1/4").
12.	CONTRACTOR TO ENSURE THAT UNDERGROUND OR IN-SLAB SERVICES ARE NOT DAMAGED THROUGH DEMOLITION, SAWCUTTING, HOLE AUGURING, OR OTHER CONSTRUCTION ACTIVITIES. SEE SPECIFICATION FOR TESTING/LOCATING REQUIREMENTS.
13.	DO NOT OVERLOAD THE STRUCTURE. ENSURE ALL REASONABLE PRECAUTIONS ARE TAKEN TO PREVENT DAMAGE TO THE UNDERLYING STRUCTURES REMAINING IN PLACE. PROVIDE SHORING AS NECESSARY TO PREVENT OVERLOADING THE STRUCTURE DURING DEMOLITION AND CONSTRUCTION.
14.	CONTRACTOR TO ENSURE THAT EXISTING AIR AND VAPOUR BARRIERS ARE MAINTAINED IN AREAS OF CONSTRUCTION. ANY INADEQUACIES IN AIR OR VAPOUR BARRIERS TO BE BROUGHT TO THE ATTENTION OF RJC.
15.	FOR FASTENING TO EXISTING MATERIALS, USE ONLY PRODUCTS AS SPECIFIED UNLESS ALTERNATES HAVE BEEN PREAPPROVED BY RJC.

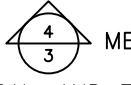
ABBREVIATIONS	
THE FOLLOWING COMMON ABBREVIATIONS ARE REFERENCED WITHIN THE DRAWINGS:	
ACCOM. --- ACCOMMODATE	L.T.S. --- LENGTH TO SUIT
ALT. --- ALTERNATE	L.V. --- LENGTH VARIES
ALUM. --- ALUMINUM	MAX. --- MAXIMUM
ARCH. --- ARCHITECTURAL	MECH. --- MECHANICAL
BM --- BEAM	MIN. --- MINIMUM
BOT. --- BOTTOM	N.I.C. --- NOT IN CONTRACT
C.I.P. --- CAST IN PLACE	N.T.S. --- NOT TO SCALE
CL --- CENTER LINE	O.C. --- ON CENTRE
CLR. --- CLEAR	O/C. --- ON CENTRE
CONC. --- CONCRETE	OPP. --- OPPOSITE
CONT. --- CONTINUOUS	O.W.S.J. --- OPEN WEB STEEL JOIST
C.P. --- COMPLETE PENETRATION	P.T. --- PRESERVATIVE TREATED
C/W --- COMPLETE WITH	P/T --- POST-TENSIONING
DET. --- DETAIL	R.W.L. --- RAIN WATER LEADER
D.L. --- DEAD LOAD	R/W --- REINFORCED WITH
DP --- DEEP (i.e. DEPTH OF BEAM)	REQ'D --- REQUIRED
D.T.S. --- DEPTH TO SUIT	R.D. --- ROOF DRAIN
DWG. --- DRAWING	R.O. --- ROUGH OPENING
EA --- EACH	S.A.M. --- SELF-ADHERED MEMBRANE
ELEV. --- ELEVATION	S.D.L. --- SUPERIMPOSED DEAD LOAD
ELEC. --- ELECTRICAL	SIM. --- SIMILAR
EQ. --- EQUAL	S.L. --- SNOW LOAD
EXIST. --- EXISTING	SLS --- SERVICEABILITY LIMIT STATE
EXP. JT. --- EXPANSION JOINT	S.O.G. --- SLAB ON GRADE
EXT. --- EXTERIOR	SPEC. --- SPECIFICATIONS
F.D. --- FLOOR DRAIN	S.S. --- STAINLESS STEEL
FTG. --- FOOTING	S.S.T. --- SIMPSON STRONG TIE
GA. --- GAUGE	SYM. --- SYMMETRICAL
GALV. --- GALVANIZED	T&B --- TOP AND BOTTOM
G.L. --- GRID LINE	T.D.C. --- TRAFFIC DECK COATING
G.W.B. --- GYPSUM WALL BOARD	THK. --- THICK
HORIZ. --- HORIZONTAL	THRU --- THROUGH
H.D.G. --- HOT-DIP GALVANIZED	T.O. --- TOP
HT --- HEIGHT	TYP. --- TYPICAL
INT. --- INTERIOR	ULS --- ULTIMATE LIMIT STATE
JT. --- JOINT	U.N.O. --- UNLESS NOTED OTHERWISE
LG. --- LONG	U/S --- UNDERSIDE
L.L. --- LIVE LOAD	V --- VERTICAL
	W --- WITH

DESIGN CODE	
1.	THE COMPLETED BASE BUILDING ENVELOPE UPGRADES SHOWN ON THESE DRAWINGS HAVE BEEN DESIGNED IN SUBSTANTIAL ACCORDANCE WITH THE BRITISH COLUMBIA BUILDING CODE 2024.

FIELD REVIEW BY READ JONES CHRISTOFFERSEN (RJC)	
1.	READ JONES CHRISTOFFERSEN PROVIDES FIELD REVIEW ONLY FOR THE WORK SHOWN ON THESE DRAWINGS. THIS REVIEW IS NOT A "FULL TIME" REVIEW BUT IS CONDUCTED WITH SUCH FREQUENCY AS RJC DEEMS APPROPRIATE TO OBSERVE VARIOUS STAGES OF THE WORK AND TO ASCERTAIN THAT THE WORK IS IN GENERAL CONFORMANCE WITH THE PLANS AND SUPPORTING DOCUMENTS. PREPARED BY READ JONES CHRISTOFFERSEN, FIELD REVIEW BY READ JONES CHRISTOFFERSEN IS NOT CARRIED OUT FOR THE CONTRACTOR'S BENEFIT, NOR DOES IT MAKE READ JONES CHRISTOFFERSEN GUARANTORS OF THE CONTRACTOR'S WORK. IT REMAINS THE CONTRACTOR'S RESPONSIBILITY TO BUILD THE WORK IN CONFORMANCE WITH THE CONTRACT DOCUMENTS. RJC SHALL NOT BE RESPONSIBLE FOR THE ACTS OR OMISSIONS OF THE CONTRACTOR, SUB-CONTRACTOR, OR ANY OTHER PERSONS PERFORMING ANY OF THE WORK OR FOR THE FAILURE OF ANY OF THEM TO CARRY OUT THE WORK IN ACCORDANCE WITH THE CONTRACT DOCUMENTS.
2.	PROVIDE 24 HOURS ADVANCE NOTICE OF EACH REQUIRED FIELD REVIEW. FIELD REVIEWS SHALL BE SCHEDULED TO BE CARRIED OUT DURING NORMAL BUSINESS HOURS UNLESS SPECIAL ARRANGEMENTS ARE MADE WITH RJC.
3.	THE WORK TO BE REVIEWED SHALL BE GENERALLY COMPLETE AND NOT COVERED BY FINISHES. ADDITIONAL SITE VISITS MAY BE REQUIRED AS A RESULT OF DEFICIENT OR INCOMPLETE WORK. THE CONTRACTOR IS RESPONSIBLE FOR PROVIDING SAFE ACCESS FOR RJC TO REVIEW THE WORK.

GENERAL SCOPE OF WORK	
1.	REMOVE EXTERIOR FINISHES AT LOCATIONS SHOWN ON THE DRAWINGS AS REQUIRED TO UPGRADE EXISTING DETAILS TO THOSE SHOWN ON THE DRAWINGS.
2.	REMOVE EXISTING AND INSTALL NEW POOL COATINGS ON BASIN AND SURGE TANK AS SHOWN ON THE DRAWINGS.
3.	REPLACE POOL BASIN EXPANSION JOINT SEALANT AT POOL BASIN SLAB AND PERIMETER JOINTS AS INDICATED ON THE DRAWINGS.
4.	INSTALL CONCRETE SURFACE SEALER TO SUSPENDED SLABS AS SHOWN ON THE DRAWINGS.
5.	REPAIR DELAMINATED CONCRETE IN POOL BASIN AS DIRECTED BY RJC.
6.	ROUT CRACKS AND INSTALL SEALANT IN POOL BASIN AND DECK AS DIRECTED BY RJC (UNIT PRICE ITEM).
7.	REMOVE EXISTING SURGE GUTTER PAVERS AND INSTALL NEW PLASTIC GRILLES.
8.	ALL MECHANICAL, ELECTRICAL AND OTHER ITEMS THAT ARE AFFECTED BY RESTORATION WORK MUST BE REPLACED IN ACCORDANCE WITH CURRENT APPLICABLE CODES AND USING GOOD PRACTICE. MODIFY AS REQUIRED.
9.	SUPPLY AND INSTALL NEW EXTERIOR FINISHES AS REQUIRED TO UPGRADE EXISTING DETAILS TO THOSE SHOWN ON THE DRAWINGS.
10.	CLEAN ALL AREAS AFFECTED BY THE WORK TO SATISFACTION OF THE OWNER.

DRAWINGS	
1.	THIS SET OF DRAWINGS SHOWS THE COMPLETED PROJECT. THE DRAWINGS DO NOT SHOW COMPONENTS THAT MAY BE NECESSARY FOR CONSTRUCTION SAFETY. THE GENERAL CONTRACTOR IS RESPONSIBLE FOR SAFETY IN AND ABOUT THE JOB SITE DURING CONSTRUCTION, AND THE DESIGN AND ERECTION OF ALL TEMPORARY STRUCTURES, FORMWORK, FALSE WORK, SHORING, ETC. REQUIRED TO COMPLETE THE WORK.
2.	THE USE OF THESE DRAWINGS IS LIMITED TO THAT IDENTIFIED IN THE REVISIONS COLUMN AND ONLY IF SIGNED AND SEALED. DO NOT CONSTRUCT FROM THESE DRAWINGS UNLESS MARKED "ISSUED FOR CONSTRUCTION" IN THE REVISIONS COLUMN, BY READ JONES CHRISTOFFERSEN LTD. THE DRAWINGS SHALL NOT BE USED FOR PRICING, COSTING, OR TENDER UNLESS SO INDICATED IN THE REVISION COLUMN. PRICING OR COSTING DRAWINGS ARE NOT COMPLETE AND ANY PRICES BASED ON PRICING OR COSTING DRAWINGS MUST INCLUDE ALLOWANCES FOR THIS.
3.	THE INFORMATION ON THESE DRAWINGS SHALL NOT BE USED FOR ANY OTHER PROJECT OR WORKS. THE INFORMATION ON THESE DRAWINGS APPLIES SOLELY TO THIS PROJECT.
4.	THESE DRAWINGS ARE TO BE READ IN CONJUNCTION WITH ALL OTHER CONTRACT DOCUMENTS INCLUDING PROJECT SPECIFICATIONS AND DRAWINGS PROVIDED BY OTHER CONSULTANTS.
5.	THE FOLLOWING EXISTING BASE BUILDING DRAWINGS WERE USED IN THE DESIGN OF THIS PROJECT:
STRUCTURAL:	PREPARED BY: BEAZLEY ENGINEERING LTD. DATED: AUGUST 15, 1977

GENERAL	
1.	SECTION MARK SHOWN THUS  MEANS SECTION #4 ON DRAWING R-3.
2.	SEE ARCHITECTURAL, MECHANICAL, AND ELECTRICAL DRAWINGS FOR SLEEVES, NAILERS, INSERTS, ETC. TO BE ENCASED IN CONCRETE.
3.	SEE ARCHITECTURAL DRAWINGS FOR FLOOR AND ROOF ELEVATIONS, RECESSES, DRAINAGE SLOPES, ETC.
4.	THE GENERAL CONTRACTOR SHALL REVIEW ALL THE DRAWINGS AND CHECK DIMENSIONS BEFORE CONSTRUCTION. REPORT DISCREPANCIES BETWEEN STRUCTURAL AND OTHER DISCIPLINES DRAWINGS FOR CLARIFICATION.
5.	<u>CONCRETE WORK</u> SHALL CONFORM TO CSA A23.1, CSA A23.2, CSA A23.3 AND REFERENCED DOCUMENTS.
6.	<u>STRUCTURAL STEEL WORK</u> SHALL CONFORM TO CSA S16 AND REFERENCED DOCUMENTS.
7.	DO NOT CUT, DRILL OR CORE ANY OPENINGS IN STRUCTURAL MEMBERS WITHOUT WRITTEN PERMISSION OF RJC.
8.	<u>DEFINITIONS:</u> A. <u>RJC:</u> READ JONES CHRISTOFFERSEN OR ITS REPRESENTATIVE. B. <u>SPECIALTY STRUCTURAL ENGINEER:</u> A STRUCTURAL ENGINEER REGISTERED AND LICENSED TO PRACTICE BY THE PROFESSIONAL ENGINEERING ASSOCIATION HAVING JURISDICTION IN THE AREA WHERE THE STRUCTURE IS TO BE BUILT AND WHO IS RESPONSIBLE FOR THE DESIGN AND FIELD REVIEW OF: STRUCTURAL ELEMENTS DESIGNED BY THE CONTRACTOR OR SUBCONTRACTORS, SUCH AS TEMPORARY WORK INCLUDING SCAFFOLDING, STRUCTURAL STEEL CONNECTIONS, ETC. SECONDARY STRUCTURAL ELEMENTS AND NON-STRUCTURAL ELEMENTS. C. <u>CONTINUOUS:</u> FULL TENSION SPLICE AND TENSION DEVELOPMENT LENGTH. D. <u>EMBEDMENT:</u> UNLESS NOTED OTHERWISE COMPRESSION EMBEDMENT MEANS A COMPRESSION DEVELOPMENT LENGTH AND TENSION EMBEDMENT MEANS A TENSION DEVELOPMENT LENGTH AS PER CAN/CSA-A23.3 AND AS SHOWN ON THESE DRAWINGS. D. <u>GENERAL CONTRACTOR:</u> FOR THE PURPOSES OF THESE DRAWINGS, THE USE OF THE TERM "CONTRACTOR" OR "GENERAL CONTRACTOR" SHALL REFER TO THE PRIME PERSON OR COMPANY RESPONSIBLE FOR CONSTRUCTION OF THE PROJECT AND THE COORDINATION OF TRADES AND SUBCONTRACTORS. THIS MAY BE THE GENERAL CONTRACTOR, OR A CONSTRUCTION MANAGER.
9.	<u>FOR PLANS AND DETAILS:</u> ELEMENTS SHOWN FADED (GRAYSACLE) ARE EXISTING OR NOT BY RJC. (i.e. --- --- ---). ELEMENTS SHOWN DARK (BLACK) ARE NEW. (i.e. --- --- ---).

No.	Revision	Date	By
	RE-ISSUED FOR PRICING	2026.06.05	GVA
	ISSUED FOR PRICING	2026.05.01	BWG
	ISSUED FOR CLIENT REVIEW	2026.03.27	GVA

Drawing Notes			
1.	All drawings, plans, models, designs, specifications and other documents prepared by Read Jones Christoffersen Ltd. ("RJC") and used in connection with this project are instruments of service for the work shown in them (the "Work") and as such are and remain the property of RJC whether the Work is executed or not, and RJC reserves the copyright in them and in the Work executed from them, and they shall not be used for any other work or project.		
2.	These drawings are "design drawings" only. They may not be suitable for use as shop drawings. Use of these drawings as base drawings for "shop drawings" is not permitted unless written permission containing certain conditions and limitations is obtained from RJC. The work "as constructed" may vary from what is shown on these drawings.		
3.	Use of these drawings is limited to that identified in the Revision column. Do not construct from these drawings unless marked "Issued for Construction" by RJC in the Revision column, and then only for the parts noted. The drawings shall not be used for "pricing", "costing", or "tender" unless so indicated in the Revision column. "Pricing" or "Costing" drawings are not complete and any prices based on such drawings must allow for this.		

Seal



EGBC Permit to Practice No. 1002503

Project Name

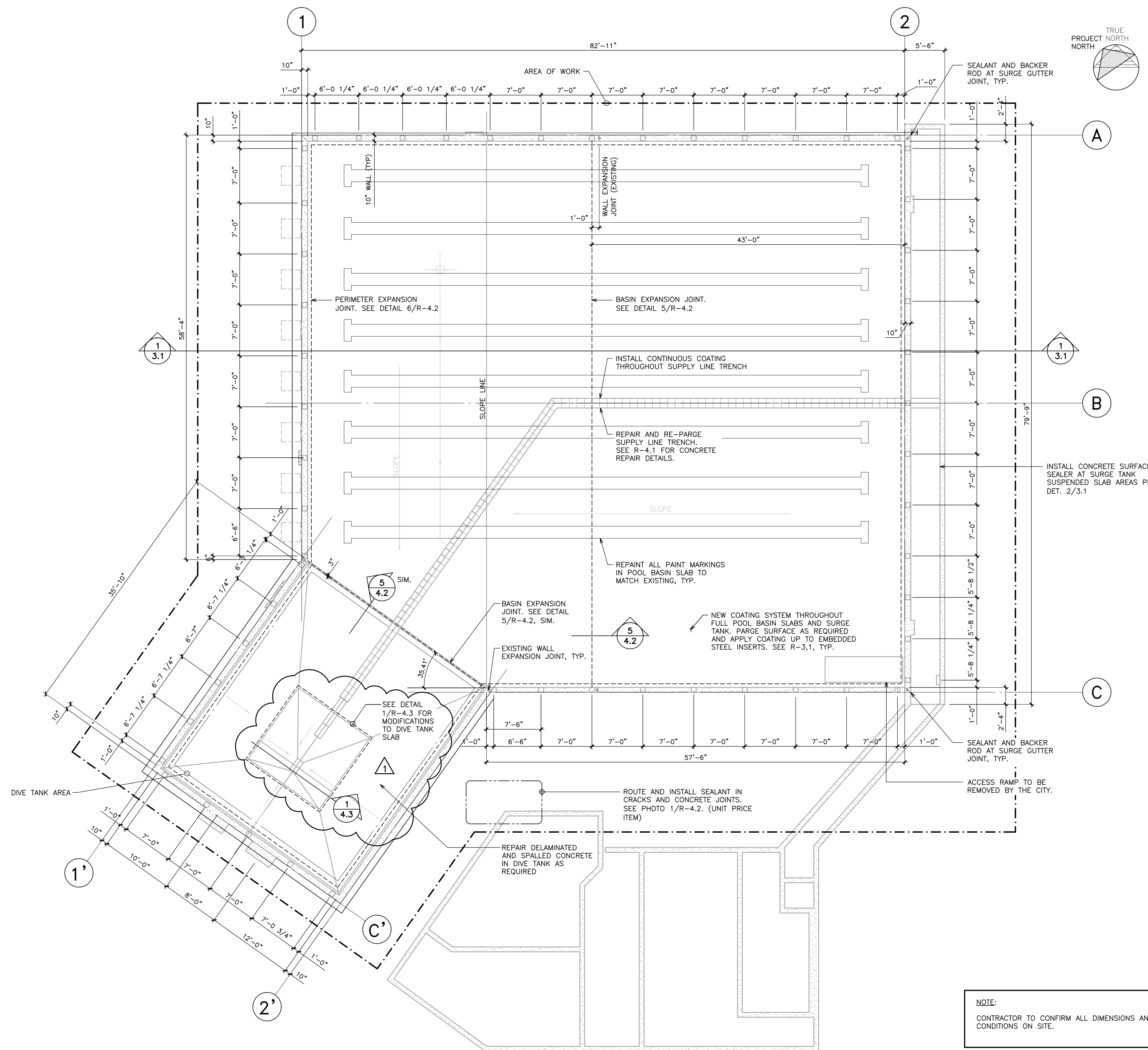
**EAGLE RIDGE POOL
POOL REPAIR - PHASE 2**

2689 GUILDFORD WAY, COQUITLAM, B.C.

Sheet Title

GENERAL NOTES

Drawn By	Scale	1/32" = 1'-0"
Designed By	BWG	Date
RJC Project Number	VAN.142850.0002	
Sheet Number	Revision	
R-1.1	0	



1
2.1 POOL TANK PLAN
1/8" = 1'-0"

NOTE:
CONTRACTOR TO CONFIRM ALL DIMENSIONS AND CONDITIONS ON SITE.

LEGEND
 EXTENT OF POOL COATING INSTALLATION AND POOL BASIN CONCRETE REPAIRS

No.	Revision	Date	By
1	ISSUED FOR ADDENDUM No. 01	2026.06.05	GVA
	ISSUED FOR PRICING	2026.05.01	BWG
	ISSUED FOR CLIENT REVIEW	2026.03.27	GVA

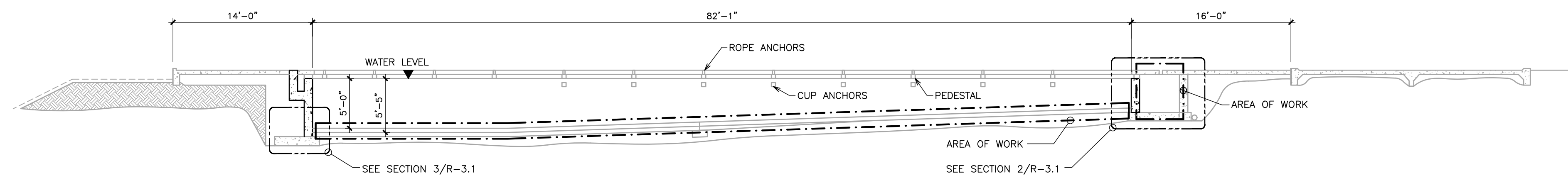
- Drawing Notes**
- All drawings, plans, models, designs, specifications and other documents prepared by Read Jones Christoffersen Ltd. ("RJC") and used in connection with this project are instruments of service for the work shown in them (the "Work") and as such are and remain the property of RJC whether the Work is executed or not, and RJC reserves the copyright in them and in the Work executed from them, and they shall not be used for any other work or project.
 - These drawings are "design drawings" only. They may not be suitable for use as shop drawings. Use of these drawings as base drawings for "shop drawings" is not permitted unless written permission containing certain conditions and limitations is obtained from RJC. The work "as constructed" may vary from what is shown on these drawings.
 - Use of these drawings is limited to that identified in the Revision column. Do not construct from these drawings unless marked "Issued for Construction" by RJC in the Revision column, and then only for the parts noted. The drawings shall not be used for "pricing", "costing", or "tender" unless so indicated in the Revision column. "Pricing" or "Costing" drawings are not complete and any prices based on such drawings must allow for this.

Seal

EGBC Permit to Practice No. 1002503
 Project Name
**EAGLE RIDGE POOL
 POOL REPAIR - PHASE 2**

2689 GUILDFORD WAY, COQUITLAM, B.C.
 Sheet Title
POOL TANK PLAN

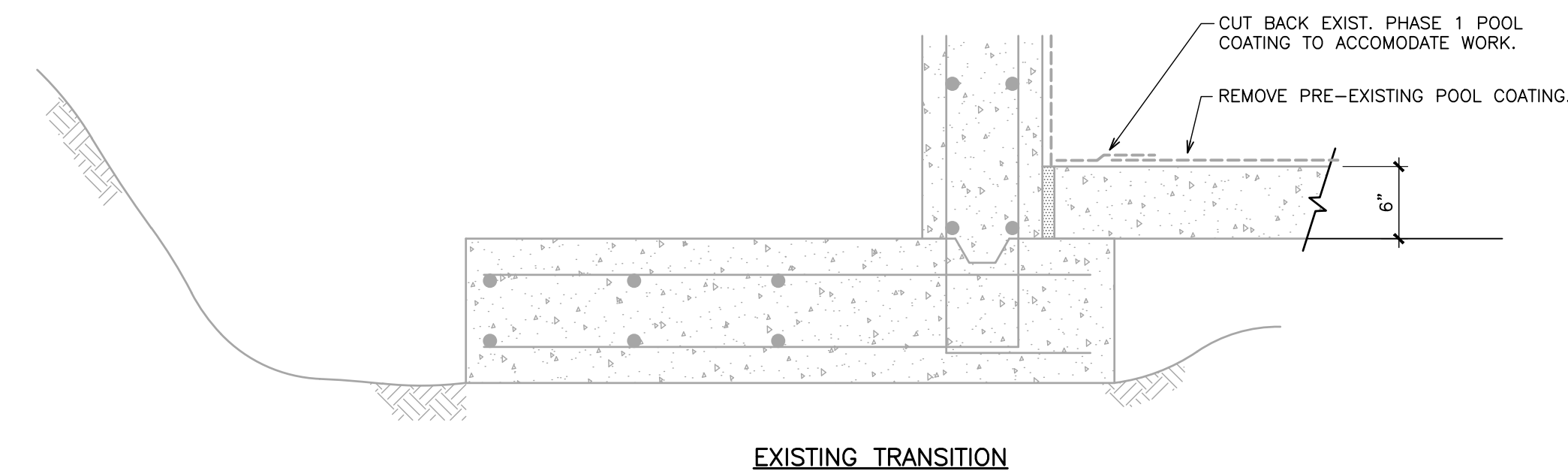
Drawn By _____ Scale 1/32" = 1'-0"
 Designed By **BWG** Date **March 2026**
 RJC Project Number **VAN.142850.0002**
 Sheet Number _____ Revision _____
R-2.1 **1**



1
3.1 POOL TANK SECTION
1/8" = 1'-0"

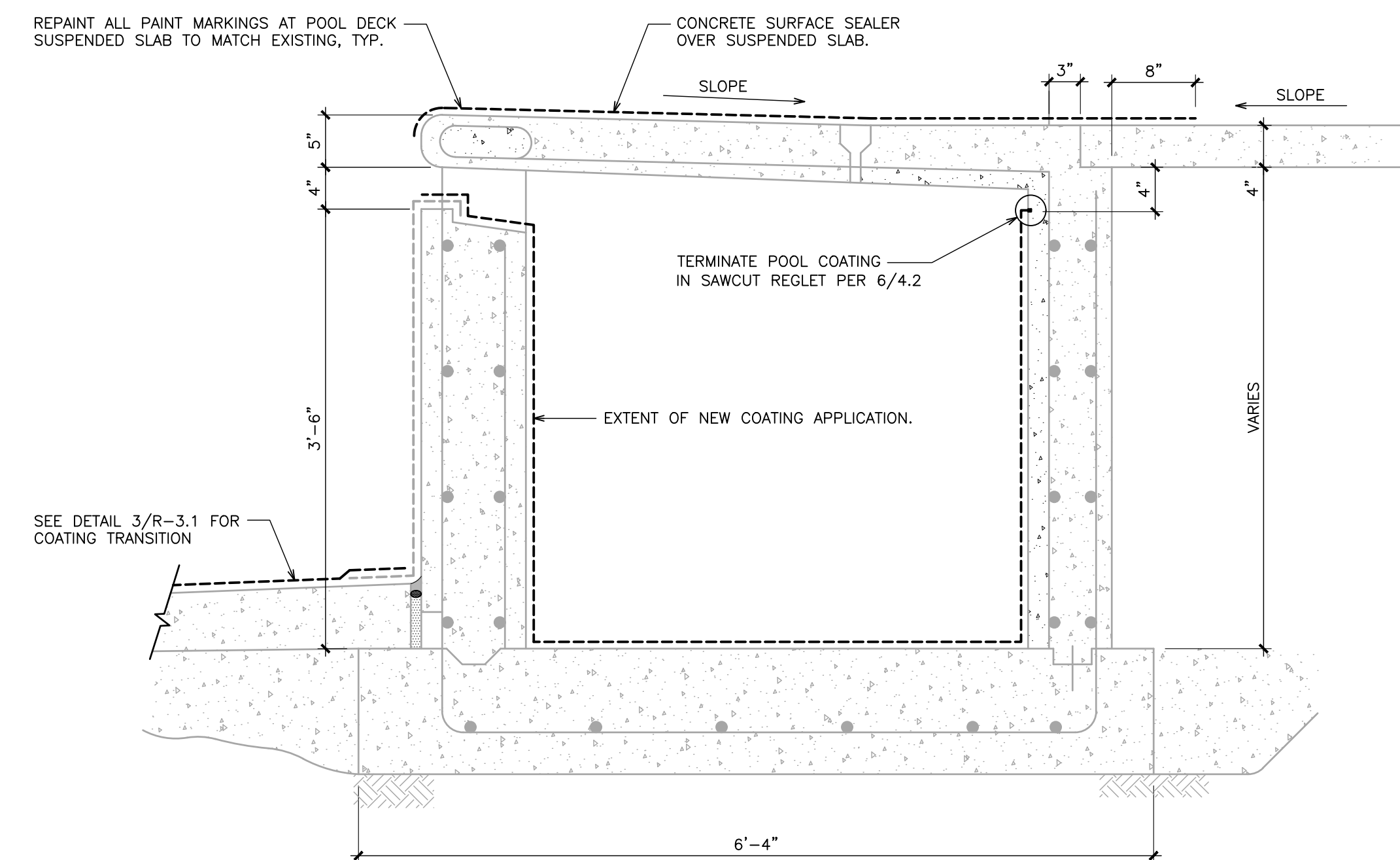


NEW TRANSITION



EXISTING TRANSITION

3
3.1 POOL BASIN WALL TO SLAB TRANSITION
1" = 1'-0"




2
3.1 SURGE TANK SECTION
1" = 1'-0"

No.	Revision	Date	By
	RE-ISSUED FOR PRICING	2026.06.05	GVA
	ISSUED FOR PRICING	2026.05.01	BWG
	ISSUED FOR CLIENT REVIEW	2026.03.27	GVA

Drawing Notes

- All drawings, plans, models, designs, specifications and other documents prepared by Read Jones Christoffersen Ltd. ("RJCL") and used in connection with this project are instruments of service for the work shown in them (the "Work") and as such are and remain the property of RJCL whether the Work is executed or not, and RJCL reserves the copyright in them and in the Work executed from them, and they shall not be used for any other work or project.
- These drawings are "design drawings" only. They may not be suitable for use as shop drawings. Use of these drawings as base drawings for "shop drawings" is not permitted unless written permission containing certain conditions and limitations is obtained from RJCL. The work "as constructed" may vary from what is shown on these drawings.
- Use of these drawings is limited to that identified in the Revision column. Do not construct from these drawings unless marked "Issued for Construction" by RJCL in the Revision column, and then only for the parts noted. The drawings shall not be used for "pricing", "costing", or "tender" unless so indicated in the Revision column. "Pricing" or "Costing" drawings are not complete and any prices based on such drawings must allow for this.

Seal



EGBC Permit to Practice No. 1002503

Project Name

**EAGLE RIDGE POOL
POOL REPAIR - PHASE 2**

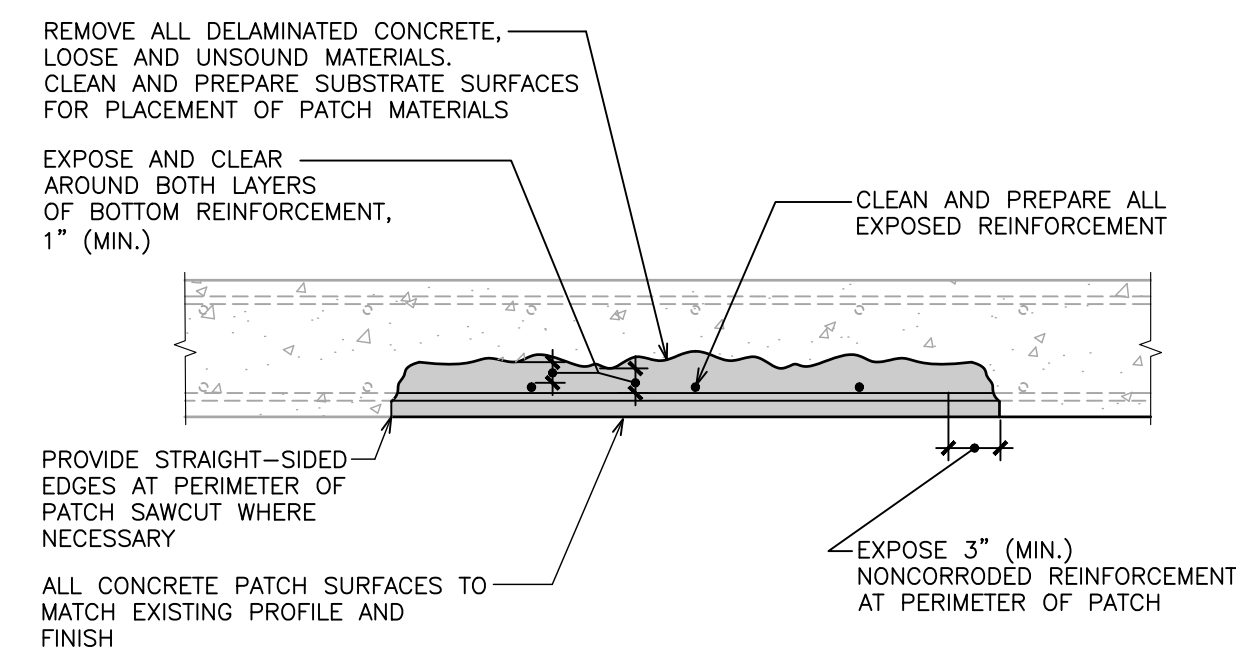
2689 GUILDFORD WAY, COQUITLAM, B.C.

Sheet Title

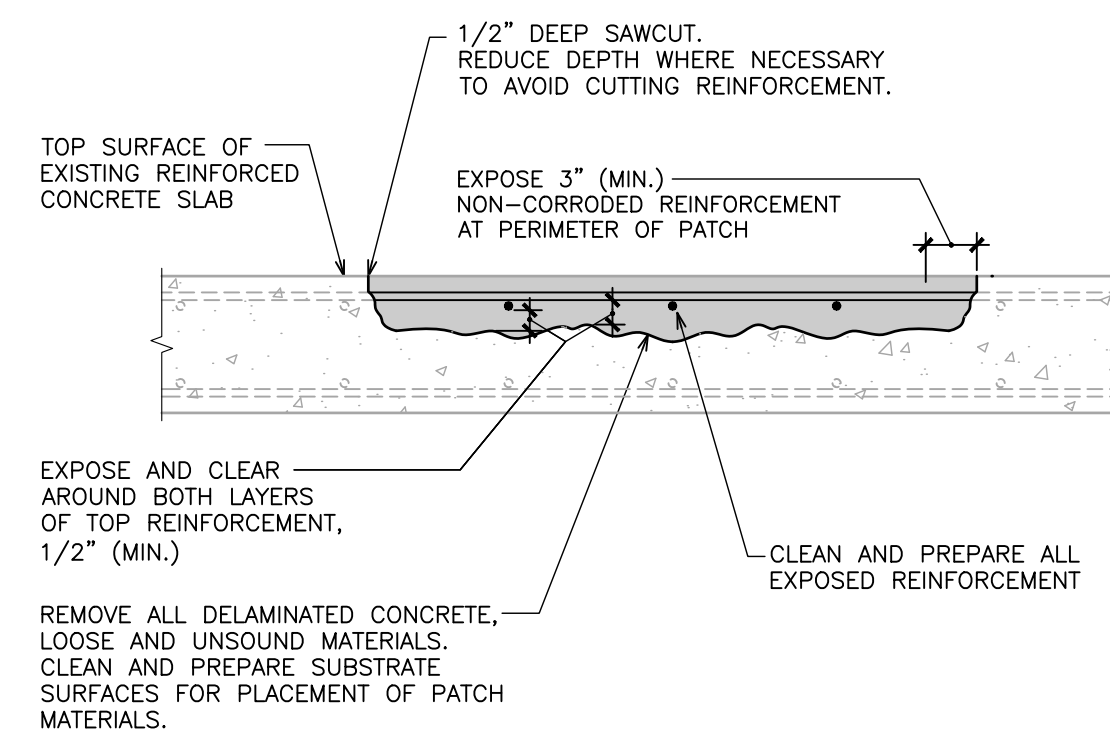
POOL SECTIONS

Drawn By Scale 1/32" = 1'-0"
Designed By **BWG** Date **March 2026**
RJC Project Number **VAN.142850.0002**

Sheet Number Revision
R-3.1 **0**



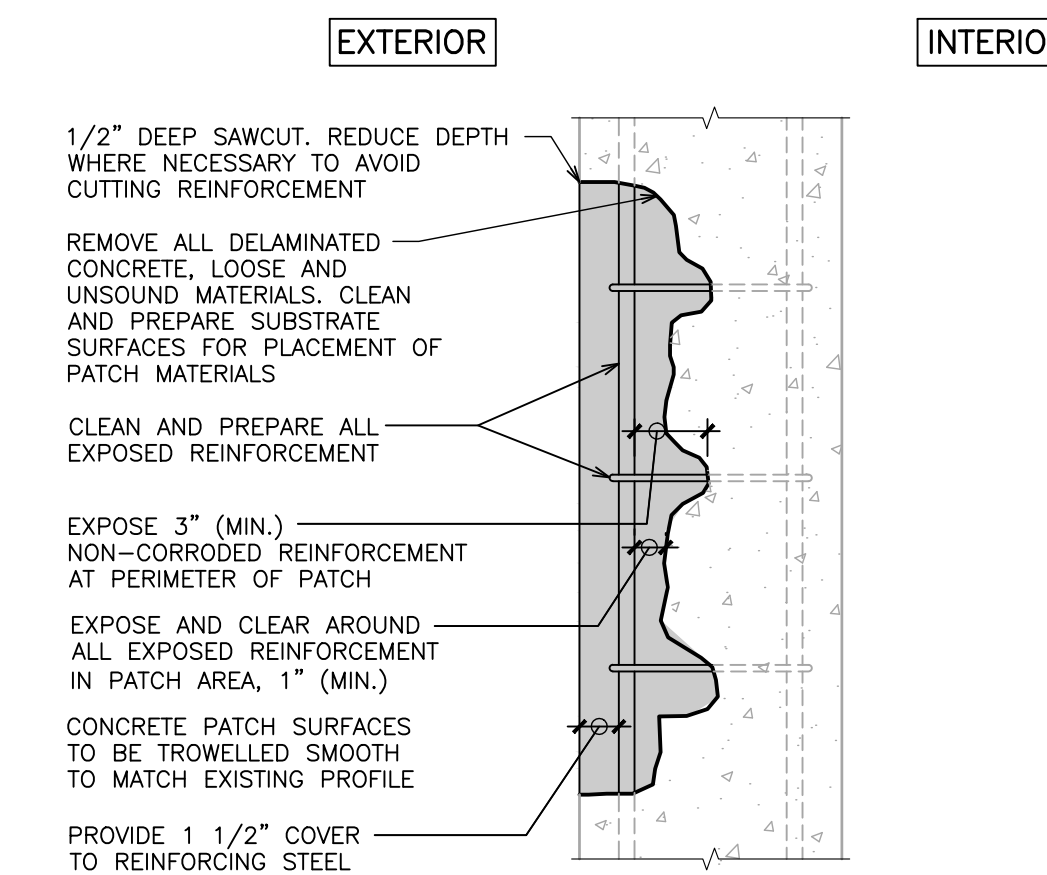
3
4.1 TYPICAL BOTTOM SURFACE (SOFFIT) DELAMINATION REPAIR DETAIL
N.T.S.



CAUTION: BEFORE STARTING REMOVAL OF CONCRETE, REVIEW WITH RJC THE EFFECTS OF DEMOLITION ON STRUCTURAL INTEGRITY. PROVIDE SHORING OF MEMBERS AS NECESSARY.

2
4.1 TYPICAL TOP SURFACE DELAMINATION REPAIR DETAIL UNIT PRICE ITEM
N.T.S.

- NOTES:**
1. PREPARE REINFORCING STEEL ONLY IF EXPOSED FOLLOWING REMOVAL OF LOOSE AND UNSOUND CONCRETE.
 2. NOTIFY RJC IF DEPTH OF LOOSE AND UNSOUND CONCRETE MATERIAL IS GREATER THAN 2" INTO THE CROSS SECTION OF THE CONCRETE PROFILE OF THE GUTTER.



CAUTION: BEFORE STARTING REMOVAL OF CONCRETE, REVIEW WITH RJC THE EFFECTS OF DEMOLITION ON STRUCTURAL INTEGRITY.

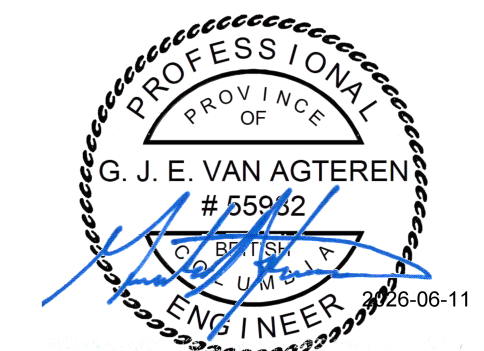
1
4.1 TYPICAL VERTICAL SURFACE DELAMINATION REPAIR DETAIL UNIT PRICE ITEM
N.T.S.

No.	Revision	Date	By
	RE-ISSUED FOR PRICING	2026.06.05	GVA
	ISSUED FOR PRICING	2026.05.01	BWG
	ISSUED FOR CLIENT REVIEW	2026.03.27	GVA

Drawing Notes

1. All drawings, plans, models, designs, specifications and other documents prepared by Read Jones Christoffersen Ltd. ("RJC") and used in connection with this project are instruments of service for the work shown in them (the "Work") and as such are and remain the property of RJC whether the Work is executed or not, and RJC reserves the copyright in them and in the Work executed from them, and they shall not be used for any other work or project.
2. These drawings are "design drawings" only. They may not be suitable for use as shop drawings. Use of these drawings as base drawings for "shop drawings" is not permitted unless written permission containing certain conditions and limitations is obtained from RJC. The work "as constructed" may vary from what is shown on these drawings.
3. Use of these drawings is limited to that identified in the Revision column. Do not construct from these drawings unless marked "Issued for Construction" by RJC in the Revision column, and then only for the parts noted. The drawings shall not be used for "pricing", "costing", or "tender" unless so indicated in the Revision column. "Pricing" or "Costing" drawings are not complete and any prices based on such drawings must allow for this.

Seal



EGBC Permit to Practice No. 1002503

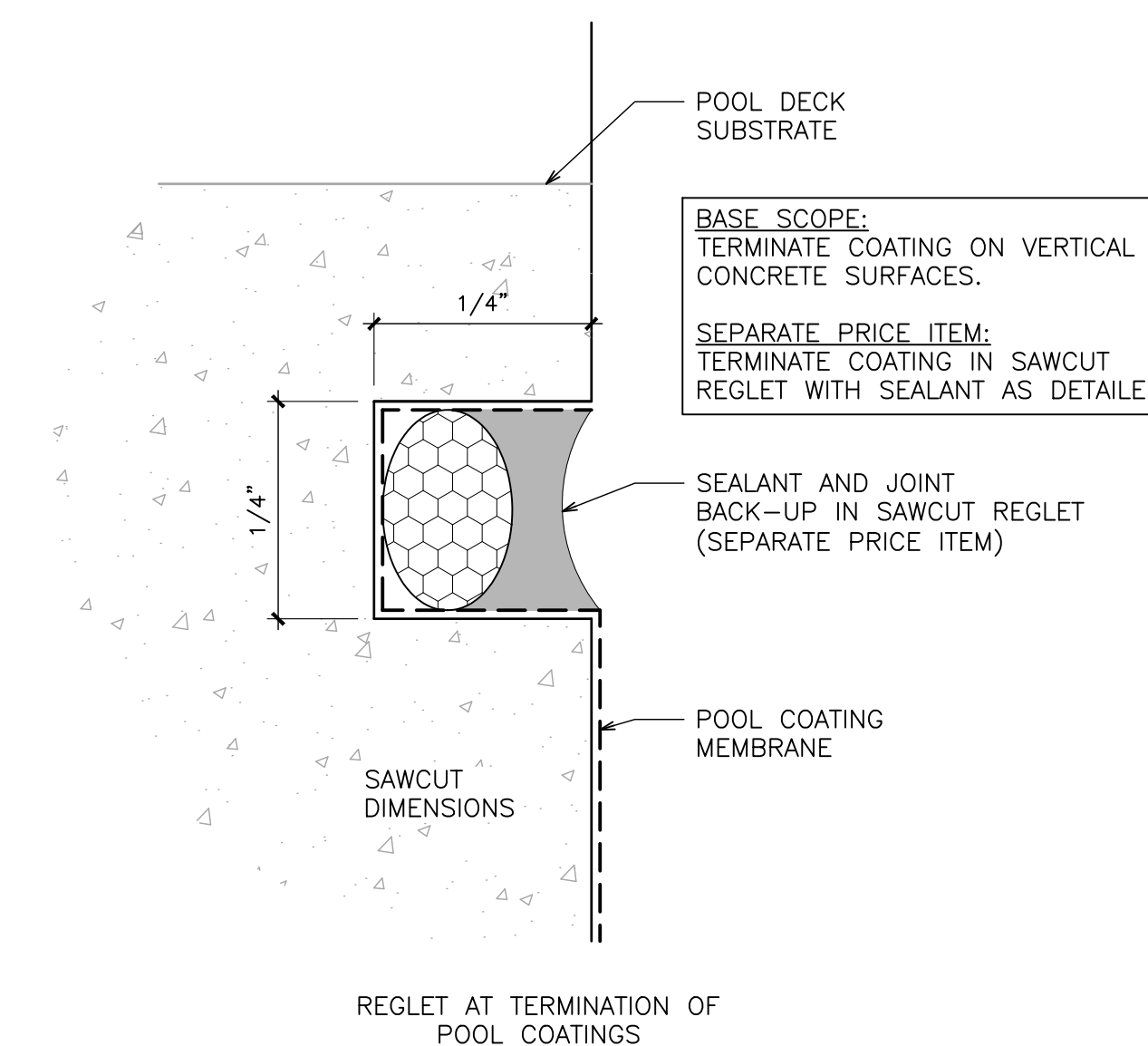
Project Name

**EAGLE RIDGE POOL
POOL REPAIR - PHASE 2**

2689 GUILDFORD WAY, COQUITLAM, B.C.

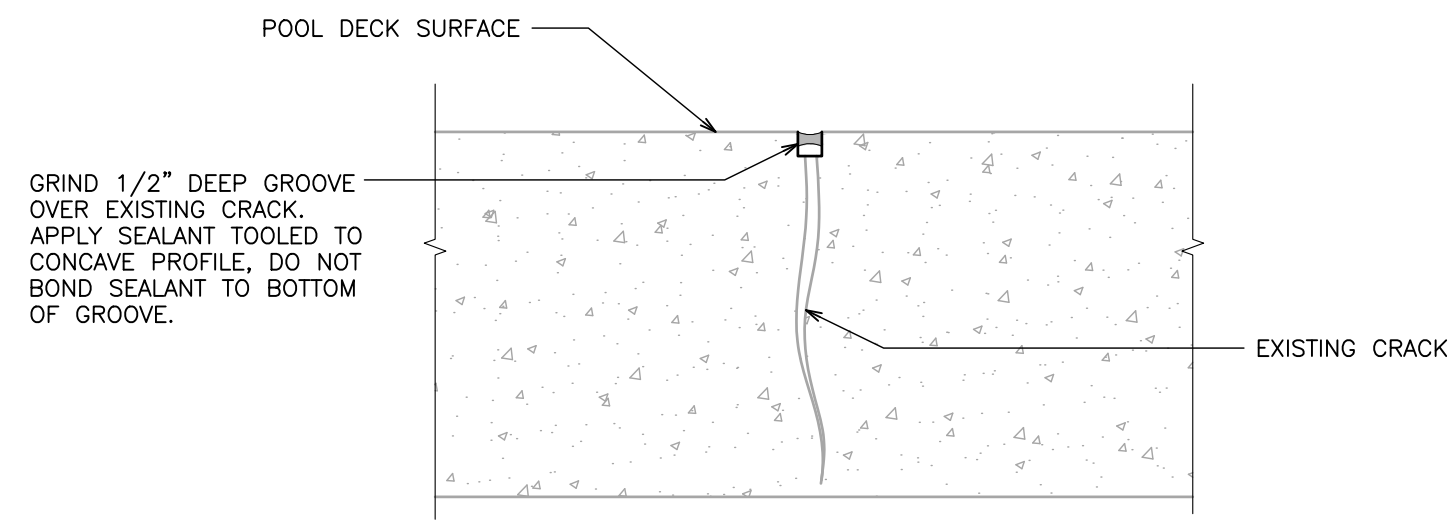
Sheet Title

**TYPICAL CONCRETE REPAIR
AND COATING DETAILS**



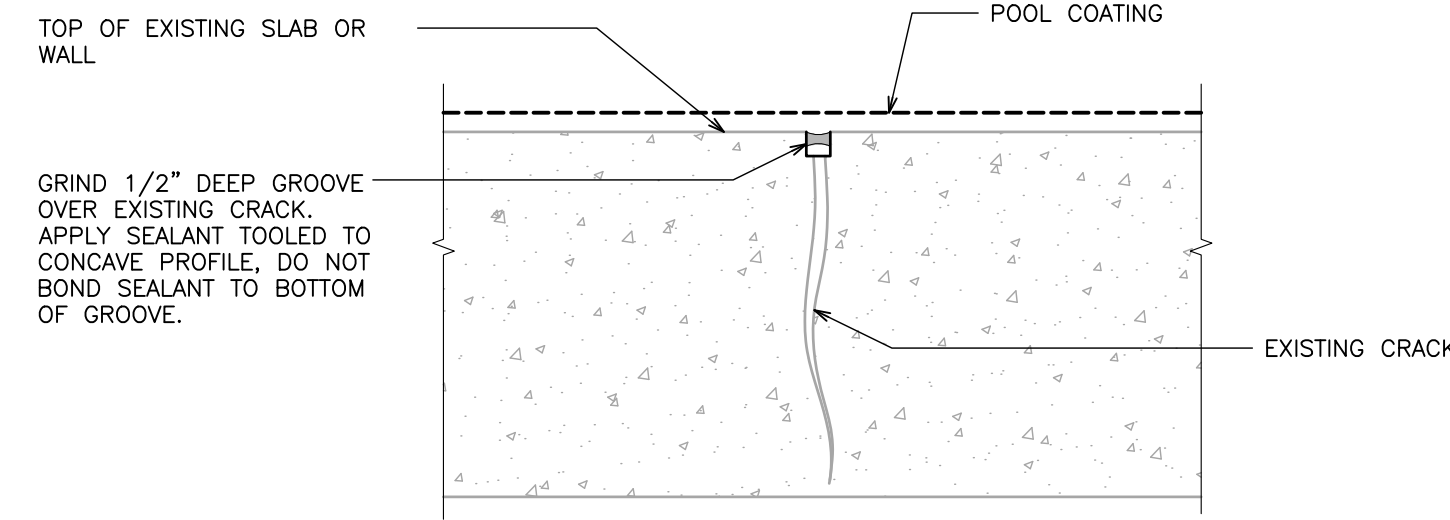
4
4.1 TYPICAL COATING TERMINATION DETAIL
N.T.S.

Drawn By	Scale	1/32" = 1'-0"
Designed By	Date	March 2026
RJC Project Number	VAN.142850.0002	
Sheet Number	Revision	
R-4.1	0	




**POOL DECK
CRACK REPAIR DETAIL**

3
4.2 UNIT PRICE ITEM
N.T.S.



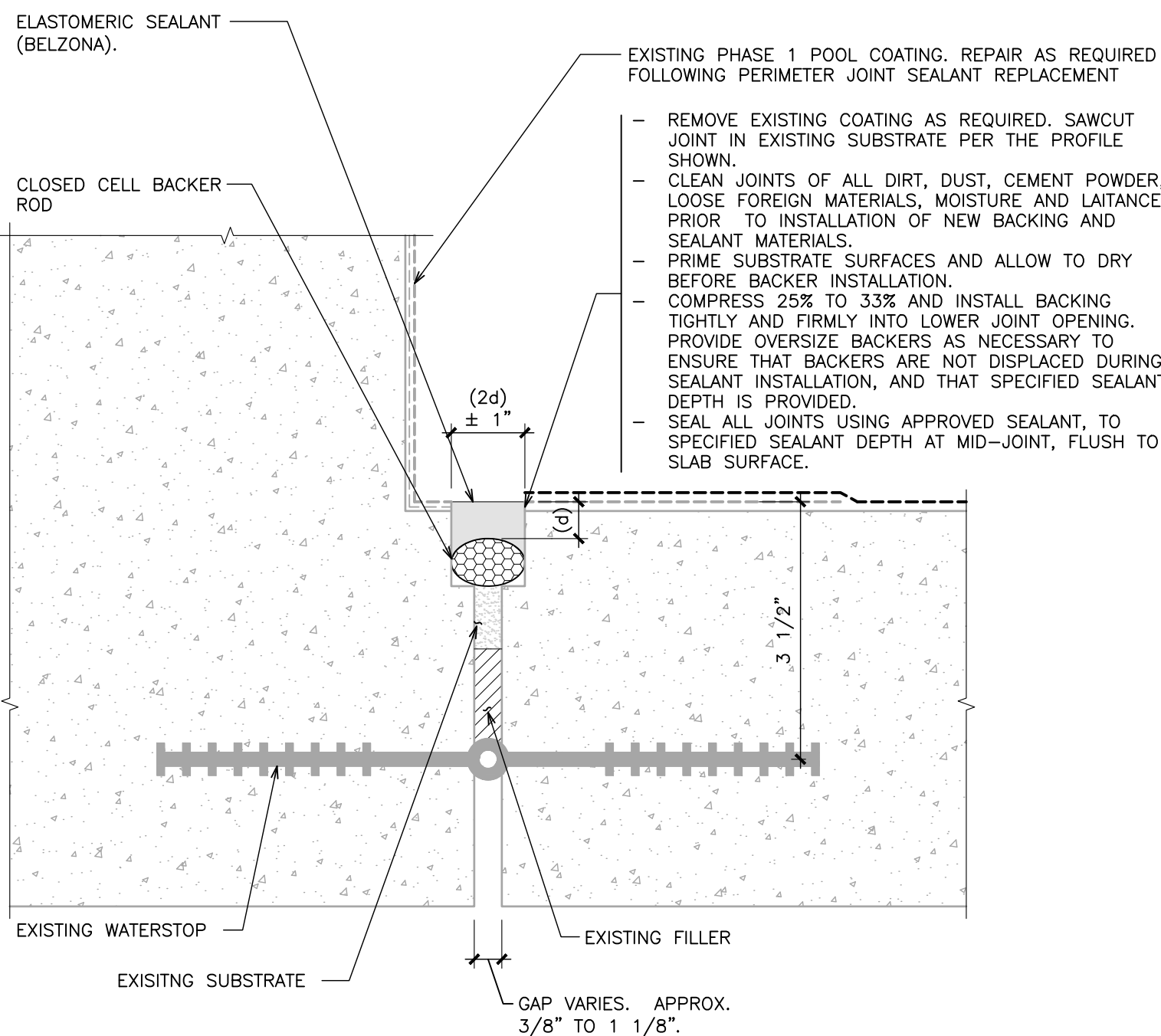
**POOL BASIN
CRACK REPAIR DETAIL**

2
4.2 UNIT PRICE ITEM
N.T.S.



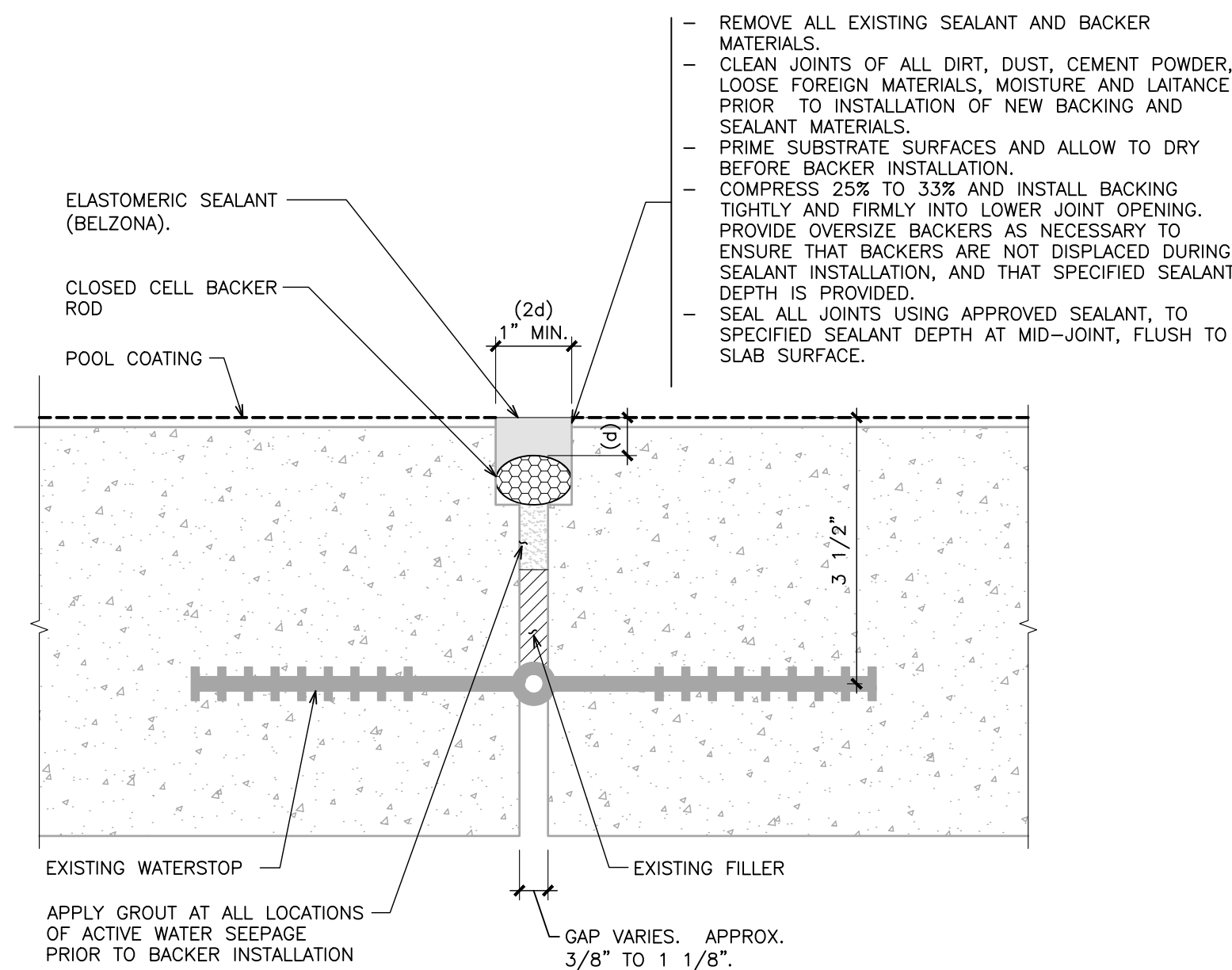
ROUTE CRACKS AND INSTALL SEALANT PER DET. 3/4.2

1
4.2 CRACK REPAIRS AT POOL DECK
N.T.S.



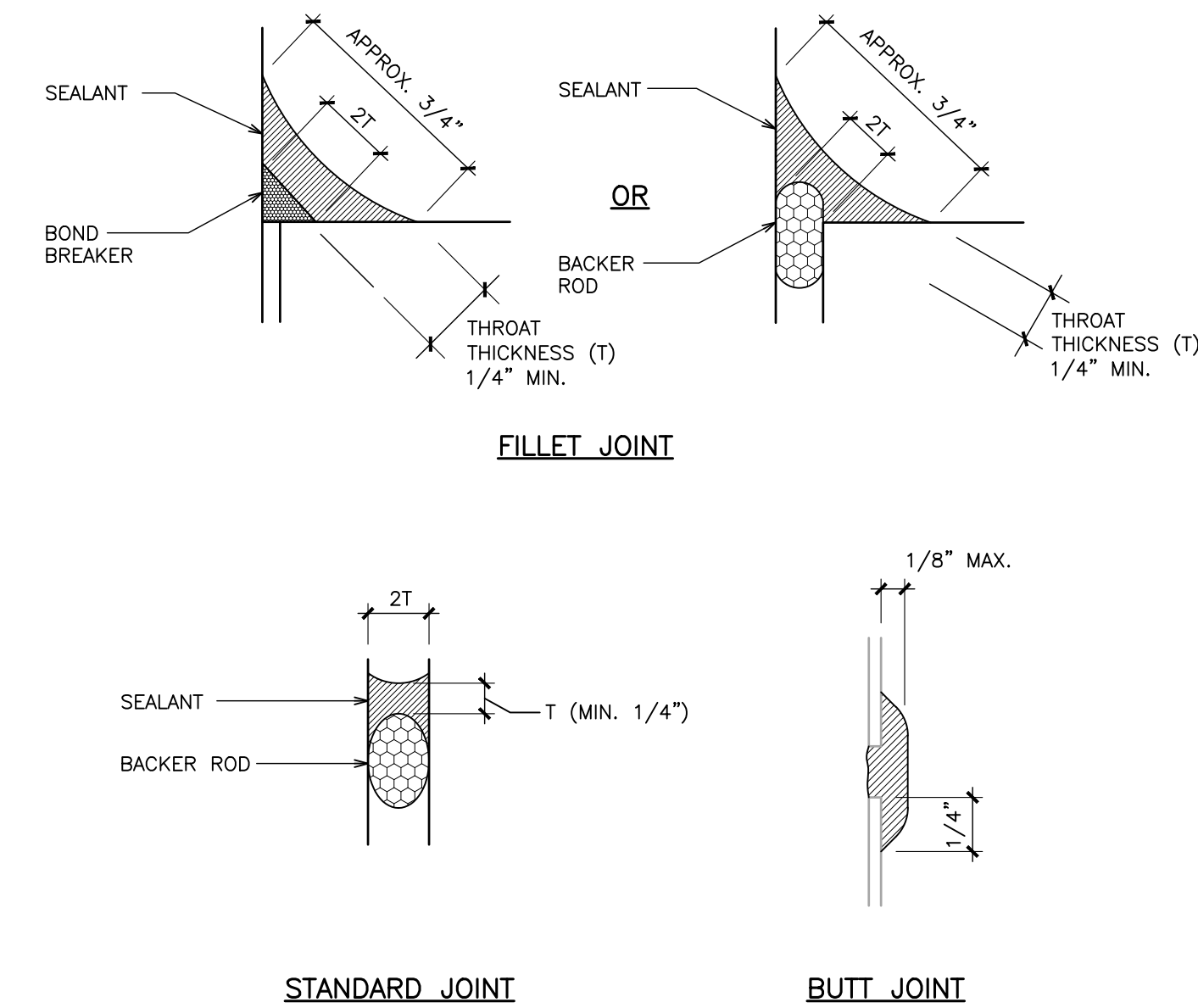
**SECTION AT TYPICAL SUBMERGED
PERIMETER JOINT - REPAIR REQUIREMENTS**

6
4.2 6'-1'-0"



**SECTION AT TYPICAL SUBMERGED
BASIN SLAB JOINT - REPAIR REQUIREMENTS**

5
4.2 6'-1'-0"

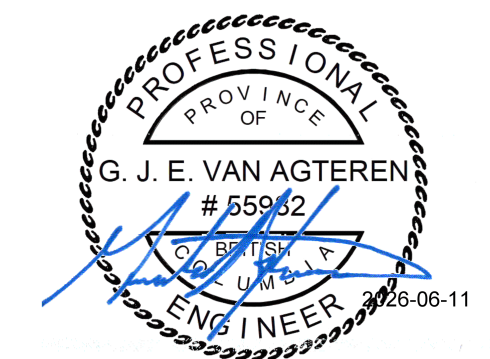


4
4.2 TYPICAL JOINT DETAILS
N.T.S.

No.	Revision	Date	By
	RE-ISSUED FOR PRICING	2026.06.05	GVA
	ISSUED FOR PRICING	2026.05.01	BWG
	ISSUED FOR CLIENT REVIEW	2026.03.27	GVA

Drawing Notes

- All drawings, plans, models, designs, specifications and other documents prepared by Read Jones Christoffersen Ltd. ("RJC") and used in connection with this project are instruments of service for the work shown in them (the "Work") and as such are and remain the property of RJC whether the Work is executed or not, and RJC reserves the copyright in them and in the Work executed from them, and they shall not be used for any other work or project.
- These drawings are "design drawings" only. They may not be suitable for use as shop drawings. Use of these drawings as base drawings for "shop drawings" is not permitted unless written permission containing certain conditions and limitations is obtained from RJC. The work "as constructed" may vary from what is shown on these drawings.
- Use of these drawings is limited to that identified in the Revision column. Do not construct from these drawings unless marked "Issued for Construction" by RJC in the Revision column, and then only for the parts noted. The drawings shall not be used for "pricing", "costing", or "tender" unless so indicated in the Revision column. "Pricing" or "Costing" drawings are not complete and any prices based on such drawings must allow for this.



EGBC Permit to Practice No. 1002503

Project Name
**EAGLE RIDGE POOL
POOL REPAIR - PHASE 2**

2689 GUILDFORD WAY, COQUITLAM, B.C.

Sheet Title
TYPICAL DETAILS

Drawn By
Designed By **BWG**
RJC Project Number
Scale **1/32" = 1'-0"**
Date **March 2026**
VAN.142850.0002

Sheet Number
R-4.2
Revision
0

