



City of Coquitlam

Contract Documents

77579-1

Guildford Greenway – Phase I



Table of Contents

Contract No. 77579-1**Guildford Greenway – Phase I****Project Construction Documents****Table of Contents**

The complete **Project Construction Documents** consist of the following parts:

1. Standard Documents – supplied	Page
Table of Contents.....	TC 1 to TC 2
Invitation to Tender.....	IN 1 to IN 2
Instruction to Tenderers	
▪ Table of Contents:.....	IT 1
▪ Instructions to Tenderers	IT 2 to IT 13
Form of Tender, including	
▪ Form of Tender Summary	FT 1
▪ Form of Tender.....	FT 2 to FT 4
▪ Appendix 1 – Schedule of Quantities and Unit Prices.....	FT 5
▪ Appendix 2 – Preliminary Construction Schedule.....	FT 6
▪ Appendix 3 – Experience of Superintendent	FT 7
▪ Appendix 4 – Comparable Work Experience	FT 8
▪ Appendix 5 – Subcontractors.....	FT 9
▪ Appendix 6 – Bid Bond	FT 10
▪ Appendix 7 – Certificate of Compliance for Contract Insurance .	FT 11
Agreement between Owner and Contractor.....	AGT 1 to AGT 4
Schedule 1 – Schedule of Contract Documents.....	AGT 5
Schedule 2 – List of Drawings.....	AGT 6
Supplementary General Conditions – Table of Contents	SGC 1 to SGC 2
▪ Supplementary General Conditions, including	SGC 3 to SGC 21
▪ Appendices:	
▪ Appendix I Performance Bond	SGC 16 to SGC 17
▪ Appendix II Labour and Material Payment Bond	SGC 18 to SGC 19
▪ Appendix III Certificate of Insurance.....	SGC 20
▪ Appendix IV Prime Contractor Designation.....	SGC 21
Supplementary Contract Specifications	SS 1 to SS 52
Appendix A – Traffic Management Detail Specifications.....	TMP 1 to TMP 9
Appendix B – Additional Information	AI 1 to AI 12
Full Size Contract Drawings.....	Under Separate Cover

2. **Standard Documents – not supplied**

i) (available in the “MMCD – General Conditions, Specifications and Standard Detail Drawings”)

- Instructions to Tenderers
- General Conditions
 - Schedule 17.5.3 – Letter Agreement with Referee
 - Flow Chart – Changes and Extra Work
 - Flow Chart – Dispute Resolution
- Specifications
- Standard Detail Drawings

ii) City of Coquitlam Supplementary Specifications for Contract Documents

Invitation to Tenderers



We acknowledge with gratitude and respect that the name Coquitlam was derived from the hənq̓əminəm' word kwikwə́ləm (kwee-kwuh-tlum) meaning “Red Fish Up the River”. The City is honoured to be located on the kwikwə́ləm (Kwikwetlem) traditional and ancestral lands, including those parts that were historically shared with the sq̓əciyaʔt̓ təməxʷ (Katzie), and other Coast Salish Peoples.

INVITATION TO TENDER

DATE OF ISSUE: **April 4, 2023**

Tender No. 77579-1 Guildford Greenway – Phase I

The City of Coquitlam invites tenders for **Contract 77579-1 – Guildford Greenway – Phase I**, generally consisting of the following, but not limited to:

- Precast Concrete Curb Supply and Placement
- Recessed Snowplowable Pavement Marker Removal and Pavement Marking Eradication
- Thermoplastic Line Painting
- Minor Concrete and Asphalt Works
- Minor Storm Works
- Other miscellaneous and incidental work as contained in the Contract Documents

Tender Documents and Drawings are available for downloading from the City of Coquitlam website: www.coquitlam.ca/BidOpportunities

Printing of Tender documents and drawings is the sole responsibility of the Tenderers.

Tenders submitted must be accompanied by a copy of the original specified 10% Bid Bond and will be received:

On or Before 2:00 pm local time
Tuesday, April 25, 2023
 (“Closing Date and Time”)

Instructions for Tender Submission

Tender submissions are to be consolidated into one (1) .pdf file and uploaded electronically through QFile, the City’s file transfer service accessed at website: qfile.coquitlam.ca/bid

1. In the “Subject Field” enter: Tender Number and Name

2. **Add consolidated Tender file in PDF format, and Appendix 1 in XLS format**, and Send (Ensure your web browser remains open until you receive 2 emails from Qfile to confirm upload is complete.)

Tenders will not be opened in public. The unevaluated Tender results will be forwarded to all participants by email.

Inquiries

All inquiries are to be submitted in writing by email, no later than 3 full business days prior to Tender Closing Time quoting the Tender Name and Number sent to:

Email: bid@coquitlam.ca

Addenda

Tenderers are required to check the City's website for any updated information and Addenda issued before the Closing Date at: www.coquitlam.ca/BidOpportunities

Any changes to the Tender documentation will be issued by means of written Addenda and posted on the City's website and will form part of the Tender. No amendment of any kind to the Tender is effective unless it is posted in a formal written Addendum on the City website. Upon submitting a Tender, Tenderers will be deemed to have received notice of all Addenda that are posted on the City's website and deemed to have considered the information for inclusion in the Tender submitted.

The City does not retain a bidder's list or bidder's registry. Tenderers are encouraged to register as plan takers and may view the Tender Documents and Drawings by contacting the Vancouver Regional Construction Association (VRCA), website: www.my.vrca.ca, ph: 604-294-3766, or email vrca@vrca.ca, quoting the Coquitlam Tender Reference Number.

Should there be any discrepancy in the documentation provided, the City's original file copy shall prevail.

Tenders shall remain open for acceptance for 60 days following the submission Closing Date.

The City reserves the right to accept or reject any or all Tenders and the lowest or any Tender may not necessarily be accepted. The City also reserves the right to cancel any request for Tender at any time without recourse by the Tenderer.

The City, prior to award of any Tender, may negotiate with the Tenderer presenting the lowest price compliant Tender, for changes in the Work, materials, specifications or conditions without having any duty or obligation to advise any other Tenderers or to allow them to modify their Tenders, and the City will have no liability to any Tenderer as a result of such negotiations or modifications.

The City will not be responsible for any costs incurred by the Tenderer in preparing the Tender.

Procurement of goods and services is conducted in accordance with Chapter 5 of the Canadian Free Trade Agreement (CFTA) and the New West Partnership Trade Agreement (NWPTA).

M. Pain
Purchasing Manager

Instructions to Tenderers

Tender 77579-1

Guildford Greenway – Phase I

INSTRUCTIONS TO TENDERERS

TABLE OF CONTENTS	Page
1 Introduction	IT 2
2 Tender Documents.....	IT 2 to 3
3 Submission of Tenders.....	IT 3 to 4
4 Additional Instructions to Tenderers	IT 4 to 5
5 Tender Requirements	IT 5 to 6
6 Qualifications, Modifications, Alternative Tender	IT 7
7 Approved Equals	IT 7
8 Inspection of the Place of the Work.....	IT 7
9 Interpretation of Contract Documents	IT 8
10 Prices	IT 8
11 Taxes	IT 8
12 Amendment of Tenders.....	IT 9 to 10
13 Duration of Tenders.....	IT 10
14 Qualifications of Tenders.....	IT 10
15 Award.....	IT 10 to 12
16 Subcontractors.....	IT 12
17 Optional Work	IT 13

INSTRUCTIONS TO TENDERERS

(FOR USE WHEN UNIT PRICES FORM THE BASIS OF PAYMENT - TO BE USED ONLY WITH THE GENERAL CONDITIONS AND OTHER STANDARD DOCUMENTS OF THE UNIT PRICE MASTER MUNICIPAL CONSTRUCTION DOCUMENTS.)

The City of Coquitlam

Contract: **Guildford Greenway – Phase I**

Reference No. **77579-1**

- 1.0 Introduction**
- 1.1 These Instructions apply to and govern the preparation of tenders for this *Contract*. The *Contract* is generally for the following work:
- Precast Concrete Curb Supply and Placement
 - Recessed Snowplowable Pavement Marker Removal and Pavement Marking Eradication
 - Thermoplastic Line Painting
 - Minor Concrete and Asphalt Works
 - Minor Storm Works
 - Other miscellaneous and incidental work as contained in the Contract Documents
- 1.2 All inquiries regarding this Tender are to be submitted in writing referencing the **Tender Name and Number** sent to:
- E-mail bid@coquitlam.ca
- All inquiries will be received a minimum of 3 full business days prior to Tender Closing Time.**
- Inquiries received after that time may not receive a response.**
- 2.0 Tender Documents**
- 2.1 The Tender Documents which a Tenderer should review to prepare a Tender consist of all of the *Contract Documents* listed in Schedule 1 entitled “Schedule of Contract Documents”. Schedule 1 is attached to the Agreement which is included as part of the Tender Package. The *Contract Documents* include the drawings listed in Schedule 2 to the Agreement, entitled “**List of Contract Drawings**”.
- 2.2 A portion of the Contract Documents are included by reference. Copies of these documents have not been included with the tender package. These documents are the General Conditions, Specifications and Standard Detail Drawings. They are those contained in the publication entitled “Master Municipal Construction Documents - General Conditions, Specifications and Standard Detail Drawings”. Refer to Schedule 1 to the Agreement or, if not specified in Schedule 1, then the applicable edition shall be the most recent edition as of the date of the *Tender Closing Date*. All sections of this publication are by reference included in the *Contract Documents*.

- 2.3 Any additional information made available to Tenderers prior to the Tender Closing Time by the Owner or representative of the Owner, such as geotechnical reports or as-built plans, which is not expressly included in Schedule 1 or Schedule 2 to the Agreement, is not included in the Contract Documents. Such additional information is made available only for the assistance of Tenderers who must make their own judgments about its reliability, accuracy, completeness and relevance to the *Contract*, and neither the Owner nor any representative of the Owner gives any guarantee or representation that the additional information is reliable, accurate, complete or relevant.
- 3.0 Submission of Tenders**
- 3.1 Tenders must be submitted on the Tender Form provided, accompanied by a copy of the original 10% Bid Bond quoting the Tender Name and Number, and be uploaded to the City's file transfer website.
- Tenders must be received on or before:
- Tender Closing Time:* 2:00 p.m. local time**
***Tender Closing Date:* Tuesday, April 25, 2023**
- For the purpose of the Tender submission, digital copies of original documents and signatures sent electronically are accepted. Original documents are required upon request by the City.
- Instructions for Tender Submission**
- 3.2 **Tender submissions are to be consolidated into one (1) PDF file and uploaded electronically through QFile, the City's file transfer service accessed at website: <http://qfile.coquitlam.ca/bid>**
- 1. In the "Subject Field" enter: Tender Number and Name**
 - 2. Add consolidated Tender file in PDF format and Appendix 1 in XLS format, and Send** (ensure your web browser remains open until you receive 2 emails from Qfile to confirm upload is complete and was sent to email: bid@coquitlam.ca)
- Tenderers are responsible to allow for ample time to complete the submission process. For assistance, phone 604-927-3037 or Fax 604-927-3035.**
- 3.3 Tenders submitted shall be deemed to be received when displayed as a new email in the in-box of the above email address. The City will not be responsible for any delay or for any Tenders not received for any reason, including technological delays or issues by either party's network or email program, and the City will not be liable for any damages associated with Tenders not received.
- 3.4 The City reserves the right to accept late Tenders to allow for technological delays. The City also reserves the right to accept Tenders received by fax (604-927-3035) or email: bid@coquitlam.ca.
- BIDS RECEIVED IN-PERSON OR BY COURIER WILL NOT BE ACCEPTED.**
- 3.5 Tenders will not be opened in public. The unevaluated results will be forwarded to participants by email.

- 3.6 Tender submissions are subject to the Freedom of Information and Protection of Privacy Act and contents may be disclosed if required to do so, pursuant to the Act.
- 4.0 Additional Instructions to Tenderers**
- 4.01 **All construction on Falcon Drive between Guildford Way to Eagleridge Elementary School must be fully completed prior to the first day of school, September 4, 2023. The Contractor must schedule sidewalk installation on Falcon Drive accordingly.**
- Coordination with Pattison for bus shelter removal and relocation will be required.**
- Obtaining Documents**
- 4.1 The following documents which are referred to and form part of the Contract Document package may be obtained as follows:
- Copies of the Master Municipal Construction Documents Volume II (2009), General Conditions, Specifications and Standard Detail Drawings are available separately from:

Support Services Unlimited
Suite 102
211 Columbia Street
Vancouver, B.C. V6A 2R5
Tel: 604-681-0295
Fax: 604-305-0424
 - City of Coquitlam Supplementary Specifications and Detailed Drawings to the MMCD 2009 Edition.

City of Coquitlam Engineering & Public Works Department
3000 Guildford Way
Coquitlam, B.C. V3B 7N2
Tel: 604-927-3500
Fax: 604-927-3505
- Copies of the City of Coquitlam Supplementary Specifications and Detailed Drawings to the MMCD 2009 Edition are available for viewing and downloading off the City of Coquitlam website:
[Supplementary Specifications and Detailed Drawings to MMCD](#)
- Test Excavations**
- 4.2 Prior to the excavation of test holes on road allowances or privately owned property the Tenderer shall obtain permission from the Municipality or Owner of the property and comply with their requirements for restoration of disturbed surfaces and utilities. Failure to comply with Municipal by-laws restricting this practice may result in prosecution of the offending party.
- Business License**
- 4.3 The successful Tenderer shall provide evidence of a City of Coquitlam Business License or Tri-Cities Inter-Municipal Business License prior to commencement of work or supply of materials. For more information, contact Business License Division Ph: 604-927-3085 or apply online at website: [City of Coquitlam Business License](#)
- No Claim**
- 4.4 Except as expressly and specifically permitted in these Instructions to Tenderers, no Tenderer shall have any claim for any compensation of any kind whatsoever, as a result of participating in this Tender, including

accepting a non-compliant bid and by submitting a Tender, each Tenderer shall be deemed to have agreed that it has no claim.

- | | | |
|---|------|---|
| No Cost | 4.5 | The City will not under any circumstances be responsible for any costs incurred by the Tenderer in preparing the Tender. |
| Right to Accept or Reject any Tender | 4.6 | <p>The City reserves the right to accept or reject any or all Tenders and the lowest or any Tender may not necessarily be accepted. In its sole discretion, the City may reject or retain for its consideration, tenders which are nonconforming because they do not contain the content or form required by the instructions to tenderers or for failure to comply with the process for submission set out in these instructions to tenderers.</p> <p>The City specifically reserves the right to reject all Tenders if none is considered to be satisfactory and, in that event, at its option, to call for additional Tenders.</p> |
| Negotiation | 4.7 | The City, prior to award of any Tender, may negotiate with the Tenderer presenting the lowest price compliant Tender, for changes in the Work, materials, specifications or conditions without having any duty or obligation to advise any other Tenderers or to allow them to modify their Tenders, and the City will have no liability to any Tenderer as a result of such negotiations or modifications. |
| Cancellation of Tender | 4.8 | The City reserves the right to cancel any request for Tender at any time without recourse by the Tenderer. The City has the right to not award this work for any reason including choosing to complete the work with the City's own forces. |
| Conflict of Interest | 4.9 | Tenderers shall disclose any actual or potential conflicts of interest and existing business relationships it may have with the City, their elected or appointed officials or employees. |
| Collusion | 4.10 | Tenderers will not discuss or communicate with one another in regards to the preparation of their Tenders. Each Tenderer will ensure that its participation in the Tender process and that of its team members is conducted without collusion or fraud. Failure to comply with this requirement may lead to disqualification without further notice or warning. |
| Instruction to Tenderers – Part II | | Delete Instructions to Tenderers – Part II Contained in the Edition of the Publication “Master Municipal Construction Documents 2009” and replace with the following: |
| 5.0 Tender Requirements | 5.1 | <p>A tender should be on the Form of Tender as provided and be signed by the authorized signatory(s) as follows:</p> <p style="margin-left: 40px;">5.1.1 if the tenderer is a partnership or joint venture then the name of the partnership or joint venturer should be included, and each partner or joint venturer should sign personally; if a partner of joint venture is a corporation then such corporation should sign as indicated in paragraph 5.1.3 below; and</p> |

- 5.1.2 if the tenderer is a corporation then the full name of the corporation should be included, together with the names and signatures of authorized signatories.
- 5.1.3 For the purpose of the Tender submission, digital copies of original documents and electronic signatures are accepted. Original documents are required upon request by the City.
- 5.2 A tender must be accompanied by tender security ("*Bid Security*") in the form of:
 - 5.2.1 a copy (digital or Electronic copy is acceptable) of the original bid bond in an amount equal to 10% of the Tender Price, issued by a surety licensed to carry on the business of suretyship in British Columbia in a form reasonably satisfactory to the *Owner*;
- 5.3 Tenderer should be competent and capable of performing the various items of work. Tenderer shall complete the following statement sheets appended to the Form of Tender:
 - 5.3.1 Appendix 1 – the Schedule of Quantities and Prices;
 - 5.3.2 Appendix 2 – a "*Preliminary Construction Schedule*", generally in the form attached as Appendix 2 to the Form of Tender, and showing *Substantial Performance* by the date or within the duration, shown in paragraph 2.2 of the Form of Tender.
 - 5.3.3 Appendix 3 – name and brief description of the previous experience of the *Superintendent* the tenderer will use for the *Work*;
 - 5.3.4 Appendix 4 – a list of previous comparable work, including a brief description of that work, approximate contract value, and references (with phone numbers);
 - 5.3.5 Appendix 5 – a complete list of all subcontractors, if any, that the tenderer will use for the *Work* including full names.; and
 - 5.3.6 Appendix 7 – is provided for information only, to indicate the Contract Insurance is to be submitted by the successful Tenderer upon Notice of Award.
- 5.4 The successful tenderer will, within 15 *Days* of receipt of the written *Notice of Award*, be required to deliver to the *Owner* the items listed in FT 5.1.1, including a Performance Bond and a Labour and Material Payment Bond as described in FT 5.1.1(a), failing which the provisions of FT 6.1 will apply.

- 6.0 Qualifications, Modifications, Alternative Tenders**
- 6.1 Tenders which contain qualifications, or omissions, so as to make comparison which other tenders difficult, may be rejected by the *Owner*.
- 6.2 A tenderer may, at the tenderer's election, submit an alternative tender ("*Alternative Tender*") which varies the materials, products, designs or equipment by the *Owner as Approved Equals* as the case may be, but an *Alternative Tender* must be in addition to, and not in substitution for a tender which conforms to the requirements of the *Contract Documents*.
- 6.3 The only *Alternative Tender* that the *Owner* may accept is an *Alternative Tender* submitted by that tenderer whose conforming tender, submitted as required by paragraph 6.2 of these Instructions to Tenderers, would have been accepted by the *Owners* in the preference to other conforming tenders, if no *Alternative Tenders* had been invited.
- 7.0 Approved Equals**
- 7.1 Prior to the *Tender Closing Time and Date*, a tenderer may request the *Owner* to approve materials, products, or equipment ("*Approved Equal*") to be included in a tender in substitution for items indicated in the *Contract Documents*.
- 7.2 Applications for an *Approved Equal* must be in writing, and supported by appropriate supporting information, data, specifications, and documentation.
- 7.3 If the *Owner* decides in its discretion to accept an *Approved Equal*, then the *Owner* will issue an addendum to all tenderers.
- 7.4 The *Owner* is not obligated to review or accept an application for an *Approved Equal*.
- 8.0 Inspection of the Place of the Work**
- 8.1 All tenderers, either personally or through a representative, are responsible to examine the *Place of the Work* before submitting a tender. A tenderer has full responsibility to be familiar with and make allowance in the tender for all conditions at the *Place of the Work* that might affect the tender, including any information regarding subsurface soil conditions made available by the *Owner*, the location of the *Work*, local conditions, topographical soil conditions, weather and access. Unless otherwise specified in the *Contract Documents*, a tenderer is not required to do subsurface investigations. By submitting a tender, a tenderer represents that the tenderer has examined the *Place of the Work*, or specifically elected not to. No additional payments or time extensions shall be claimable or due because of difficulties relating to conditions at the *Place of the Work* which were reasonably foreseeable by a contractor qualified to undertake the *Work*.
- 8.2 Tenderers are referred to GC 11.2.1 regarding **Concealed or Unknown Conditions**.

- 9.0 Interpretation of Contract Documents**
- 9.1 If a tenderer is in doubt as to the correct meaning of any provision of the *Contract Documents*, the tenderer may request clarification as instructed in paragraph 1.2 of the Instructions to Tenderers.
- 9.2 If a tenderer discovers any contradictions or inconsistencies in the *Contract Documents* or its provisions, or any discrepancies between a provision of the *Contract Documents* and conditions at the Place of the Work as observed in an examination under paragraph 8 of the person named in paragraph 1.2 of the Instructions to Tenderers.
- 9.3 If the *Owner* considers it necessary, the *Owner* may issue written addenda to provide clarification (s) of the *Contract Documents*.
- 9.4 No oral interpretation or representations from the *Owner* or any representative of the *Owner* will affect, alter, or amend any provision of the *Contract Documents*.
- 10.0 Prices**
- 10.1 The Tendered Price will represent the entire cost excluding *GST* to the *Owner* of the complete *Work* based on the estimated quantities in the *Schedule of Quantities and Prices* of the Form of Tender. Notwithstanding the generalities of the above, tenderers shall include in the tendered prices (including unit prices, lump sum prices, or other forms of pricing) sufficient amounts to cover:
- 10.1.1 the costs of all labour, equipment and material included in or required for the *Work*, including all items which, whole not specifically listed in the *Schedule of Quantities and Prices*, are included in the *Work* specifically or by necessary inference from the *Contract Documents*;
 - 10.1.2 all assessments payable with respect to labour as required by any statutory scheme such as unemployment insurance, holiday pay, insurance, CPP and all employee benefits and the Workers Compensation Act;
 - 10.1.3 all overhead costs, including head office and on-site overhead costs, and all amounts for the *Contractor's* profit.
- 10.2 The tendered prices and all subcontracts must allow for compliance with all applicable laws regarding trade or other qualifications of employees performing the *Work*, and payment of appropriate wages for labour included in or required for the *Work*.
- 11.0 Taxes**
- 11.1 The tendered prices shall cover all taxes and assessments of any kind payable with respect to the *Work*, but shall not include *GST*. *GST* shall be listed as a separate line item as required by GC 19.3.

12.0 Amendment of Tenders

- 12.1 A tenderer may amend or revoke a tender by giving written notice, delivered by Email or fax, to the office referred to in paragraph 3.4 of the Instructions to Tenderers at any time up until the *Tender Closing Date and Time*. An amendment or revocation that is received after the *Tender Closing Date and Time* shall not be considered and shall not affect a tender as submitted.
- 12.2 An amendment or revocation must be signed by an authorized signatory of the tenderer in the same manner as provided by paragraph 5.1 of these Instructions to Tenderers.
- 12.3 Any amendment that expressly or by inference discloses the tenderer's *Tender Price* or other material element of the tender such that, in the opinion of the *Owner*, the confidentiality of the tender is breached, will invalidate the entire tender.
- 12.4 An acceptable form of a tender amendment which tenderers may, but are not required to, use is as follows:

“Contract: _____
(TITLE OF CONTRACT)

Reference No. _____
(OWNER'S CONTRACT REFERENCE NO.)

TO: _____
(NAME OF OWNER)

We the undersigned wish to amend our tender which we submitted for the above *Contract* by deleting the following tendered prices or items from our tender:

(TENDERED PRICES AND/OR TENDER ITEMS IN THE TENDER THAT ARE TO BE AMENDED)

and substituting the following revised tendered prices or items:

(REVISED TENDERED PRICES OR TENDER ITEMS)

The extensions in our tender should be adjusted accordingly, and our ***Tender Price*** as set out in Appendix 1 of our submitted **Form of Tender**, and on the ***Schedule of Quantities and Prices***, increased / decreased by \$_____, excluding GST. We have not included our revised ***Tender Price*** in order to preserve the confidentiality of our tender.

Signed and delivered the ___ day of _____, 20__.”

12.5 If a tender amendment or revocation is sent by fax, the tenderer assumes the entire risk that equipment and staff at the office referred to in paragraph 3.4 of the Instructions to Tenderers will properly receive the fax containing the amendment or revocation before the *Tender Closing Date and Time*. The *Owner* assumes no risk or responsibility whatsoever that any fax will be received as required by paragraph 12.1 of these Instructions to Tenderers, and shall not be liable to any tenderer if for any reason a fax is not properly received.

13.0 Duration of Tenders

13.1 After the *Tender Closing Time*, a tender shall remain valid and irrevocable as set out in paragraph 5.1 of the Form of Tender.

14.0 Qualifications of Tenderers

14.1 By submitting a tender, a tenderer is representing that it has the competence, qualifications and relevant experience required to do the *Work*.

15.0 Award

15.1 In exercising its discretion, the *Owner* will have regard to the information provided in the Appendices to the Form of Tender as described under IT5.3 including the proven experience of the tenderer, and any listed subcontractors, to do the *Work*.

Tenders received will be evaluated to provide the City with greatest value based on quality, service, price and experience. Evaluation Criteria will include but is not limited to:

1. Ability to meet specifications and required completion date
2. Contractor's past experience, references, reputation and compliance to specifications
3. Demonstrated successful experience on similar projects and specific equipment installation
4. Price: purchase price, maintenance costs, availability of parts and service, warranty and compatibility with existing equipment and/or conditions
5. Any other criteria, the City deems, at its sole discretion, necessary to evaluate Tenders;
6. Lowest price will not necessarily be accepted.

The City may, in its absolute discretion, not award to a Tenderer if the Tenderer, or any officer or director of a corporate Tenderer, is or has been engaged, either directly or indirectly through another corporation or legal entity, in a legal action against the City and its elected and appointed officers and employees or any of them in relation to:

- a) any other contract or services; or
- b) any matter arising from the City's exercise of its powers, duties or functions under the *Local Government Act*, the

Community Charter or any other enactments; within five years of this Tender Offer.

For purposes of this section, the words “legal action” includes, without limitation, mediation, arbitration, hearing before an administrative tribunal or lawsuit filed in any court.

Without limiting the City’s sole discretion, in determining whether or not to award to a Tenderer pursuant to this clause, the City will consider such factors as whether the legal action is likely to affect the Tenderer’s ability to work with the City and its employees, agents, consultants and representatives or any of them and whether the City’s past experience with the Tenderer in the matter that resulted in the legal action indicates that the City is likely to incur increased staff and legal costs or either of them in the administration of this contract if it is awarded to the Tenderer.

In the event that the lowest total Tender Price by two or more Tenderers is the same amount, the City will select a Tenderer with an overall satisfactory performance record in having completed work on previous relevant projects that are provided as references, and on City projects. Information obtained from references will not be disclosed or discussed with any Tenderer. If all references are equal, selection will be determined by a coin toss in a manner to be directed by the City.

Where only one Tender is received the City may reject such and re-tender on a selected basis.

- 15.2 The *Owner* will notify the successful tenderer in writing.
- 15.3 If there are any discrepancies in the *Schedule of Quantities and Prices* between the unit prices and the extended totals then the unit prices shall be deemed correct, and corresponding corrections shall be made to the extended totals. If a unit price or extended total has been omitted, the following shall apply:
- a) If a unit price is given but the corresponding extended total has been omitted, then the extended total shall be calculated from unit price and the estimated quantity, and inserted as the extended total;
 - b) If an extended total is given but the corresponding unit price has been omitted, then the unit price shall be calculated from the extended total and estimated quantity, and inserted as the unit price;
 - c) If both the unit price and the corresponding extended total for a tender item have been omitted, then the following test shall be applied to determine whether the tender shall be rejected as incomplete:
 - (i) the highest of the unit prices tendered by other tenderers for that tender item shall be used as the test unit price, and the corresponding test extended

total shall be calculated from the test unit price and the estimated quantity;

- (ii) if the test extended total for the tender item exceeds 1% of the revised total *Tender Price*, including the test extended total, or if the revised total *Tender Price*, including the test extended total, alters the ranking of the tenderers according to the lowest *Tender Price*, then the omitted unit price for that tender item is deemed to materially affect the *Tender Price* relative to other tenders and the tender shall be rejected;
- (iii) if the tender is not rejected under subparagraph (ii) of this IT 15.3 (c), then the unit price and the extended total for that tender item shall both be deemed to be, and the costs for that tender item shall be zero deemed to be included in other tender items prices;

- d) In no event shall page totals in the *Schedule of Quantities and Prices* or the total *Tender Price* be used to calculate missing extended totals or unit prices.

15.4 Upon receiving notification of being the successful Tenderer, the Tenderer shall submit a Pandemic Prevention Policy and Procedures (4P) document detailing occupational health and safety policies to prevent the spread of Covid-19 to the public, the Tenderer's employees, and sub-contractors during construction operations. The Owner reserves the right to require additions or changes to the 4P document prior to the execution of the Contract. After the Contract is in place, the Contractor will be expected to enforce the 4P document to the satisfaction of the Contract Administrator. If the Contract Administrator deems the 4P document is not being satisfactorily followed, the Contract Administrator may stop work at the sole expense of the Contractor until the Contractor's employees and sub-contractors have been provided proper training and orientation in regard to the 4P document.

16.0 Subcontractors

16.1 The *Owner* reserves the right to object to any of the subcontractors listed in a tender. If the *Owner* objects to any of the subcontractor(s) then the *Owner* will permit a tenderer to, within 5 days, propose a substitute subcontractor(s) acceptable to the *Owner* provided that there is not resulting adjustment in the *Tender Price* or the completion date set out in paragraph 2.2 of the Form of Tender. A tenderer will not be required to make such substitution and, if the *Owner* objects to a listed *Subcontractor(s)*, the tenderer may, rather than propose a substitute subcontractor(s), consider its tender rejected by the *Owner* and by written notice withdraw it tender. The *Owner* shall, in the event, return the tenderer's bid security

- 17.0 Optional Work**
- 17.1 If the *Schedule of Quantities and Prices* includes any tender prices for *Optional or Provisional Work*, as defined in GC 7.4.1, the tenderers must complete all the unit prices for such *Optional or Provisional Work*. Such tender prices shall not include any general overhead costs, or other costs, or profit, not directly related to the *Optional or Provisional Work*.
- 17.2 Notwithstanding that the *Owner* may elect not to proceed with the *Optional or Provisional Work*, the tender prices for any *Optional or Provisional Work*, including the extended totals for *Optional or Provisional Work* unit prices, shall be included in the *Tender Price* for the purpose of any price comparisons between tenders.

Form of Tender



Form of Tender

Tender No. 77579-1

Guildford Greenway – Phase I

Summary

Name of **Contractor**: _____

Tender Price (exclude GST): \$ _____
(FROM APPENDIX 1 OF FORM OF TENDER)

Tender submitted must be accompanied by a copy of the original 10% Bid Bond and will be received

**On or before 2:00 pm (local time)
Tuesday, April 25, 2023**

Instructions for Tender Submission

Tender submissions are to be consolidated into one (1) .pdf file and uploaded electronically through Qfile, the City's file transfer service accessed at website: qfile.coquitlam.ca/bid

- 1. In the "Subject Field" enter:** Tender Number and Name
- 2. Add consolidated Tender file in PDF format, and Appendix 1 in XLS format, and Send** (ensure your web browser remains open until you receive 2 emails from Qfile to confirm upload is complete and was sent to the correct email address: bid@coquitlam.ca)

Tenderers are responsible to allow ample time to complete the Tender submission process. If assistance is required, phone 604-927-3037 or fax 604-927-3035.

April 2023

THE CITY OF COQUITLAM
3000 Guildford Way
Coquitlam, B.C. V3B 7N2

(FOR USE WHEN UNIT PRICES FORM THE BASIS OF PAYMENT - TO BE USED ONLY WITH THE GENERAL CONDITIONS AND OTHER STANDARD DOCUMENTS OF THE UNIT PRICE MASTER MUNICIPAL CONSTRUCTION DOCUMENTS.)

Contract Name: Guildford Greenway – Phase I

Reference No.: 77579-1

TO OWNER:

1 WE, THE UNDERSIGNED:

- 1.1 have received and carefully reviewed all of the *Contract Documents*, including the Instructions to Tenderers, the City of Coquitlam Supplementary General Conditions, the City of Coquitlam Supplementary Contract Specifications, the specified edition of the “Master Municipal Construction Documents – General Conditions, Specifications and Standard Detail Drawings” and the following Addenda:

_____;
(ADDENDA, IF ANY)

- 1.2 shall fully disclose any actual or potential conflicts of interest and existing business relationships we may have with the City, their elected or appointed officials or employees:

- 1.3 have full knowledge of the *Place of the Work*, and the *Work* required; and

- 1.4 have complied with the Instructions to Tenderers; and

2 ACCORDINGLY WE HEREBY OFFER:

- 2.1 to perform and complete all of the *Work* and to provide all the labour, equipment and material all as set out in the *Contract Documents*, in strict compliance with the *Contract Documents*; and
- 2.2 to achieve *Substantial Performance* of the *Work* on or before **September 1, 2023**; and
- 2.3 to do the *Work* for the price, which is the sum of the products of the actual quantities incorporated into the *Work* and the appropriate unit prices set out in Appendix 1, the "*Schedule of Quantities and Prices*", plus any lump sums or specific prices and adjustment amounts as provided by the *Contract Documents*. For the purposes of tender comparison, our offer is to complete the *Work* for the "*Tender Price*" as set out on Appendix 1 of this Form of Tender. Our *Tender Price* is based on the estimated quantities listed in the *Schedule of Quantities and Prices*, and excludes *GST*.

3 WE CONFIRM:

- 3.1 that we understand and agree that the quantities as listed in the *Schedule of Quantities and Prices* are estimated, and that the actual quantities will vary.
- 3.2 that we understand and agree that the owner is in no way obliged to accept this Tender.

4 WE CONFIRM:

- 4.1 that the following Appendices are attached to and form a part of this tender:
- 4.1.1 the Appendices as required by paragraph 5.3 of the Instructions to Tenderers - Part II; and
 - 4.1.2 the *Bid Security* as required by paragraph 5.2 of the Instructions to Tenderers - Part II.
 - 4.1.3 the Certificate of Compliance on the form provided in Appendix 7 of this Form of Tender.

5 WE AGREE:

- 5.1 that this tender will be irrevocable and open for acceptance by the *Owner* for a period of **60** calendar days from the day following the *Tender Closing Date and Time*, even if the tender of another Tenderer is accepted by the *Owner*. If within this period the *Owner* delivers a written notice ("*Notice of Award*") by which the *Owner* accepts our tender we will:
- 5.1.1 within **15 Days** of receipt of the written *Notice of Award* deliver to the *Owner*:
 - a) a Performance Bond and a Labour and Material Payment Bond, each in the amount of 50% of the *Contract Price*, issued by a surety licensed to carry on the business of suretyship in the province of British Columbia, and in a form acceptable to the *Owner*;
 - b) a "clearance letter" indicating that the Tenderer is in WCB compliance; and
 - c) a copy of the insurance policies as specified in SGC Section 24 indicating that all such insurance coverage is in place and;
 - d) a letter confirming the *Contractor* as "Prime Contractor" for the Contract as specified in SGC Section 21.2.1.
 - 5.1.2 within **2 Days** of receipt of written "*Notice to Proceed*", or such longer time as may be otherwise specified in the *Notice to Proceed*, commence the *Work*; and
 - 5.1.3 sign the Contract Documents as required by GC 2.1.

6 WE AGREE:

- 6.1 that, if we receive written *Notice of Award* of this *Contract* and, contrary to paragraph 5 of this Form of Tender, we:
- 6.1.1 fail or refuse to deliver the documents as specified by paragraph 5.1.1 of this Form of Tender; or
 - 6.1.2 fail or refuse to commence the *Work* as required by the *Notice to Proceed*,

then such failure or refusal will be deemed to be a refusal by us to enter into the Contract and the *Owner* may, on written notice to us, award the *Contract* to another party. We further agree that, as full compensation on account of damages suffered by the *Owner* because of such failure or refusal, the *Bid Security* shall be forfeited to the *Owner*, in an amount equal to the lesser of:

- 6.1.3 the face value of the *Bid Security*; and
- 6.1.4 the amount by which our *Tender Price* is less than the amount for which the *Owner* contracts with another party to perform the *Work*.

7 OUR ADDRESS is as follows:

Phone: _____ - _____ - _____

Fax: _____ - _____ - _____

Email: _____

Attention: _____

This Tender is executed this _____ day of _____, 20_____.

Contractor:

(FULL LEGAL NAME OF CORPORATION, PARTNERSHIP OR INDIVIDUAL)

(AUTHORIZED SIGNATORY)

(AUTHORIZED SIGNATORY)

8 WE CONFIRM:

8.1 our Goods and Services Tax (GST) registration status is as follows:

8.1.1 for information purposes, our GST Registration Number is:

(GST REGISTRATION NUMBER)

or;

8.1.2 by signature hereunder, we certify we are **not required** to provide a registration number:

(AUTHORIZED SIGNATORY)

(AUTHORIZED SIGNATORY)

APPENDIX 1
FORM OF TENDER

Contract 77579-1
Guildford Greenway - Phase I

SCHEDULE OF QUANTITIES AND PRICES

(see paragraph 5.3.1 of the Instruction to Tenderers)

(All Tender and Contract Prices shall NOT include GST. GST will apply upon payment)

(Should there be any discrepancy in the information provided, the City's original file copy shall prevail)

ITEM NO.	MMCD Ref./ (Supplementary Contract Specifications)	DESCRIPTION	UNIT	QTY	UNIT PRICE	EXTENDED AMOUNT
1.00	01 55 005	TRAFFIC CONTROL, VEHICLE ACCESS AND PARKING				
1.01	(1.5.1)	Traffic Control and Management			Incidental to Contract	
2.00	01 57 015	ENVIRONMENTAL PROTECTION				
2.01	(1.6.1)	ESC supply & Installation, Maintenance and Removal			Incidental to Contract	
3.00	01 58 015	PROJECT IDENTIFICATION				
3.01	(1.3.1)	1.2m x 1.2m Static Construction Zone Information Sign	ea.	7		
3.02	(1.3.2)	Changeable Message Signs (CMS) (x2)	month	2		
4.00	03 30 205	CONCRETE WALKS, CURBS AND GUTTERS				
4.01	(1.4.3)	Concrete Barrier Curb and Gutter (MMCD C5) (incl. gravels)	lin.m	404		
4.02	(1.4.5)	Concrete Sidewalk, Wheelchair Letdowns, Ramps & Bus Shelter Pads - 100mm thick - Broom Finished (incl. gravels); and as shown and described in the Contract Documents	sq.m	812		
4.03	(1.4.5)	Concrete Driveway Letdown - 190mm thick - Broom Finished (incl. gravels); and as shown and described in the Contract Documents	sq.m	20		
4.04	(1.4.10)	Tactile Strip - 24in x 60in - Access Tile, Yellow Colour, Removable Type	ea.	2		
4.05	(1.4.10)	Tactile Strip - 1' x 1' - Access Tile, Truncated Dome Pattern, Yellow color - removable type	ea.	150		
4.06	(1.4.10)	Tactile Strip - 1' x 1' - Access Tile, Flat Top Elongated Bar Pattern, Yellow color - removable type	ea.	320		
5.00	03 40 01	PRECAST CONCRETE				
5.01	1.4.1	High Profile Parking Curb (c/w Rebar Pins)	ea.	969		
5.02	1.4.2	Allan Block Retaining Wall (approx. 300mm high) - Provisional	sq.m	10		
6.00	31 11 415	SHRUB AND TREE PRESERVATION				
6.01	(1.3.2)	Hydro Excavation	Allowance		\$15,000.00	\$15,000.00
7.00	31 24 135	ROADWAY EXCAVATION, EMBANKMENT AND COMPACTION				
7.01	(1.8.4)	Remove and Dispose of Existing Concrete or Asphalt Flat Work (incl. Offsite Disposal)	sq.m	780		
7.02	(1.8.4)	Remove and Dispose of Existing Concrete Curb & Gutter (incl. Offsite Disposal)	lin.m	275		
7.03	(1.8.5)	Common Excavation (incl. Offsite Disposal) - Provisional	cu.m	60		
8.00	32 01 11	PAVEMENT SURFACE CLEANING AND REMOVAL OF PAVEMENT MARKINGS				
8.01	1.2.3	Line Painting Eradication (as shown on Contract Drawings)	L.S.	1		
8.02	1.2.3	Recessed Snowplowable Pavement Marker Removal (Cat-Eye Only)	L.S.	1		
9.00	32 11 235	GRANULAR BASE				
9.01	(1.4.3)	19mm Granular Base (Road Restoration)	tonne	18		
10.00	32 12 165	HOT-MIX ASPHALT CONCRETE PAVING				
10.01	(1.5.1/1.5.9)	Asphaltic Concrete Paving - Road Restoration - Upper Course #2 (75mm, 1 lift)	tonne	12		
10.02	(1.5.3/1.5.9)	Asphaltic Concrete Paving - Ramps - Upper Course #2 (50mm, 1 lift)	tonne	10		
10.03	(1.5.3/1.5.9)	Asphaltic Concrete Paving - Driveways - Upper Course #2 (60mm, 1 lift)	tonne	4		
11.00	32 17 235	PAINTED PAVEMENT MARKINGS				
11.01	(1.5.3)	Permanent Thermoplastic Pavement Markings (incl. Bicycle Symbols)	L.S.	1		
11.02	(1.5.3)	MMA Solid Green Conflict Zone Painting	L.S.	1		
11.03	(1.5.4)	Supply and Install Traffic Signage (City to Supply New Sign Tabs)	ea.	16		
11.04	(1.5.4)	Relocate Existing Traffic Signage (incl. pole and base)	ea.	5		
11.05	(1.5.5)	Steel Flex Delineators (c/w Object Marker Reflective Tape)	ea.	17		
11.06	(1.5.5)	Steel Flex White Delineators (c/w White Reflective Markings)	ea.	460		
12.00	32 31 215	TOP SOIL AND FINISH GRADING				
12.01	(1.4.1)	Topsoil (150mm)	cu.m	16		
13.00	32 92 19	HYDRAULIC SEEDING				
13.01	1.8.2	Hydraulic Seeding - Bus Stops	sq.m	120		
14.00	32 92 235	SODDING				
14.01	(1.8.1)	Sodding - Falcon Drive Sidewalk	sq.m	110		
15.00	33 40 015	STORM SEWERS				
15.01	(1.6.5)	Catchbasin Leads - 150mm SDR28 PVC (incl. Backfill & Permanent Trench Restoration - COQ-G4)	lin.m	160		
16.00	33 44 015	MANHOLES AND CATCHBASINS				
16.01	(1.5.2)	Top Inlet Catchbasin (COQ-S11A)	ea.	16		
16.02	(1.5.2)	Lawn Basin Type 1 (COQ-S12A) - Provisional	ea.	1		
16.03	(1.5.3)	Manhole Adjustment Only	ea.	2		
16.04	(1.5.3)	Junction Box Adjustment Only (5685 Service Box)	ea.	3		
17.00	34 41 135	TRAFFIC SIGNALS				
17.01	(1.9.4)	Detector Loop Relocation - Provisional	ea.	5		

Total Tendered Price (exclude GST): \$ _____
(Transfer the amount to Form of Tender Summary Page 1)

Name of Contractor: _____

APPENDIX 3

FORM OF TENDER

**Contract 77579-1
Guildford Greenway – Phase I**

EXPERIENCE OF SUPERINTENDENT
(See paragraph 5.3.3 of the Instructions to Tenderers)

Proposed Project Superintendent _____

List of Project Experience

PROJECT:		Dates:	
Work Description:			
Responsibility:			
Owner/Reference:		Phone NO:	

PROJECT:		Dates:	
Work Description:			
Responsibility:			
Owner/Reference:		Phone NO:	

PROJECT:		Dates:	
Work Description:			
Responsibility:			
Owner/Reference:		Phone NO:	

APPENDIX 4

FORM OF TENDER

**Contract 77579-1
Guildford Greenway – Phase I**

CONTRACTOR'S COMPARABLE WORK EXPERIENCE
(See paragraph 5.3.4 of the Instructions to Tenderers)

PROJECT:		VALUE (\$):	
OWNER:		Phone Number:	
Work Description:			

PROJECT:		VALUE (\$):	
OWNER:		Phone Number:	
Work Description:			

PROJECT:		VALUE (\$):	
OWNER:		Phone Number:	
Work Description:			

PROJECT:		VALUE (\$):	
OWNER:		Phone Number:	
Work Description:			

APPENDIX 5

FORM OF TENDER

**Contract 77579-1
Guildford Greenway – Phase I**

SUBCONTRACTORS

(See paragraph 5.3.5 of the Instructions to Tenderers)

Trade:		Tender Item:	
Work Description:			
Subcontractor:		Phone No:	

Trade:		Tender Item:	
Work Description:			
Subcontractor:		Phone No:	

Trade:		Tender Item:	
Work Description:			
Subcontractor:		Phone No:	

Trade:		Tender Item:	
Work Description:			
Subcontractor:		Phone No:	

Trade:		Tender Item:	
Work Description:			
Subcontractor:		Phone No:	

APPENDIX 6

FORM OF TENDER

**Contract 77579-1
Guildford Greenway – Phase I**

Bid Bond

NO. _____

\$ _____

KNOW ALL MEN BY THESE PRESENTS THAT

As Principal, hereinafter called the Principal, and

As Surety, hereinafter called the Surety, are held and firmly bound unto

As Obligee, hereinafter called the Obligee, in the amount of

_____ Dollars (\$ _____) lawful money of
Canada, for the payment of which sum, well and truly to be made, the Principal and the Surety bind themselves, their
heirs, executors, administrators, successors and assigns, jointly and severally, firmly by these presents.

WHEREAS, the Principal has submitted a written Tender to the Obligee, dated the _____ day of
_____, 2023, for Contract _____.

NOW, THEREFORE, THE CONDITION OF THIS OBLIGATION is such that if the aforesaid Principal shall have the Tender
accepted within sixty (60) days from the Closing Date of Tender and the said Principal will, within the time required,
enter into a formal contract and give good and sufficient bonds to secure the performance of the terms and conditions
of the Contract, then this obligation shall be null and void; otherwise the Principal and Surety will pay unto the Obligee
the difference in money between the amount of the bid of the said Principal and the amount for which the Obligee
legally contracts with another party to perform the work if the latter amount be in excess of the former.

The Surety shall not be liable for a greater sum than the specified penalty of this Bond.

Any suit under this Bond must be instituted before the expiration of six (6) months from the date of this Bond.

IN TESTIMONY WHEREOF, the Principal has hereto set its hand and affixed its seal, and the Surety has caused these
presents to be sealed with its corporate seal duly attested by the signature of its Attorney-In-Fact,
this _____ day of _____, 2023.

SIGNED, SEALED AND DELIVERED

In the presence of:

_____)	_____
)	PRINCIPAL
)	
)	_____
_____)	SURETY

APPENDIX 7

FORM OF TENDER

**Contract 77579-1
Guildford Greenway – Phase I**

CERTIFICATE OF COMPLIANCE for CONTRACT INSURANCE

This is provided for information to certify that the Tenderer does hereby undertake and agree to supply to the City of Coquitlam, upon award, contract insurance listed below for the project requirements indicated:

Contract Number: **77579-1**

Contract Name: **Guildford Greenway – Phase I**

Description of Work:

- Precast Concrete Curb Supply and Placement
- Recessed Snowplowable Pavement Marker Removal and Pavement Marking Eradication
- Thermoplastic Line Painting
- Minor Concrete and Asphalt Works
- Minor Storm Works
- Other miscellaneous and incidental work as contained in the Contract Documents

Commercial General Liability: **\$5,000,000 limit**

Special Coverage Required:

<u>YES</u>	<u>NO</u>	<u>Special Coverage Description</u>
()	(X)	Shoring and Underpinning Hazard
()	(X)	Pile Driving and Vibrations
()	(X)	Excavation Hazard
()	(X)	Demolition
()	(X)	Blasting

We also certify that the insurance coverage will meet the requirements of the Supplementary General Conditions Section 24 – Insurance, included as part of the Contract Documents, and that the proof of insurance will be provided on the City of Coquitlam Certificate of Insurance form, without amendments, except for the exclusions noted above.

Name of Tenderer (printed)

Authorized Signature

Date

Agreement

AGREEMENT

Between Owner and Contractor

(FOR USE WHEN UNIT PRICES FORM THE BASIS OF PAYMENT - TO BE USED ONLY WITH THE GENERAL CONDITIONS AND OTHER STANDARD DOCUMENTS OF THE UNIT PRICE MASTER MUNICIPAL CONSTRUCTION DOCUMENTS.)

THIS AGREEMENT made in duplicate this ____ day of _____ 2023.

Contract: Guildford Greenway – Phase I

Reference No. 77579-1

BETWEEN:

The City of Coquitlam
3000 Guildford Way
Coquitlam, B.C. V3B 7N2

(the "Owner")

AND:

(the "Contractor")

The *Owner* and the *Contractor* agree as follows:

1 THE WORK - START/COMPLETION DATES

- 1.1 The *Contractor* will perform all *Work* and provide all labour, equipment and material and do all things strictly as required by the *Contract Documents*.
- 1.2 The *Contractor* will commence the *Work* in accordance with the *Notice to Proceed*. The *Contractor* will proceed with the *Work* diligently, will perform the *Work* generally in accordance with the construction schedules as required by the *Contract Documents* and will achieve *Substantial Performance* of the *Work* on or before **September 1, 2023**, subject to the provisions of the *Contract Documents* for adjustments to the *Contract Time*.
- 1.3 Time shall be the essence of the Contract.

2 CONTRACT DOCUMENTS

- 2.1 The “*Contract Documents*” consist of the documents listed or referred to in Schedule 1, entitled “Schedule of Contract Documents”, which is attached and forms a part of this Agreement, and includes any and all additional and amending documents issued in accordance with the provisions of the *Contract Documents*. All of the *Contract Documents* shall constitute the entire *Contract* between the *Owner* and the *Contractor*.
- 2.2 The *Contract* supersedes all prior negotiations, representations or agreements, whether written or oral, and the *Contract* may be amended only in strict accordance with the provisions of the *Contract Documents*.

3 CONTRACT PRICE

- 3.1 The price for the *Work* (“*Contract Price*”) shall be the sum in Canadian dollars of the following:
- a) the product of the actual quantities of the items of *Work* listed in the *Schedule of Quantities and Prices* which are incorporated into or made necessary by the *Work* and the unit prices listed in the *Schedule of Quantities and Prices*; plus
 - b) all lump sums, if any, as listed in the *Schedule of Quantities and Prices*, for items relating to or incorporated into the *Work*; plus
 - c) any adjustments, including any payments owing on account of *Changes* and agreed to *Extra Work*, approved in accordance with the provisions of the *Contract Documents*.
- 3.2 The *Contract Price* shall be the entire compensation owing to the *Contractor* for the *Work* and this compensation shall cover and include all profit and all costs of supervision, labour, material, equipment, overhead, financing, and all other costs and expenses whatsoever incurred in performing the *Work*.

4 PAYMENT

- 4.1 Subject to applicable legislation and the provisions of the *Contract Documents*, the *Owner* shall make payments to the *Contractor*.
- 4.2 If the *Owner* fails to make payments to the *Contractor* as they become due in accordance with the terms of the *Contract Documents* then interest calculated at 2% per annum over the prime commercial lending rate of the Royal Bank of Canada on such unpaid amounts shall also become due and payable until payment. Such interest shall be calculated and added to any unpaid amounts monthly.

5 RIGHTS AND REMEDIES

- 5.1 The duties and obligations imposed by the *Contract Documents* and the rights and remedies available hereunder shall be in addition to and not a limitation of any duties, obligations, rights and remedies otherwise imposed or available by law.
- 5.2 Except as specifically set out in the *Contract Documents*, no action or failure to act by the *Owner*, *Contract Administrator* or *Contractor* shall constitute a waiver of any of the parties’ rights or duties

afforded under the *Contract*, nor shall any such action or failure to act constitute an approval of or acquiescence in any breach under the *Contract*.

6 NOTICES

6.1 Communications among the *Owner*, the *Contract Administrator* and the *Contractor*, including all written notices required by the *Contract Documents*, may be delivered by email, by hand or by fax, or by pre-paid registered mail to the addresses as set out below:

The *Owner*:

The City of Coquitlam
3000 Guildford Way
Coquitlam, B.C. V3B 7N2

Tel: 604-927-3500
Fax: 604-927-3505

The *Contractor*:

Tel:
Fax:
Email:
Attention:

The *Contract Administrator*:

The City of Coquitlam
3000 Guildford Way
Coquitlam, B.C. V3B 7N2

Tel:
Fax:
Email:
Attention:

6.2 A communication or notice that is addressed as above shall be considered to have been received:

- a) immediately upon delivery, if delivered by hand; or
- b) immediately upon transmission if sent or received by email or fax; or
- c) after 5 days from date of posting if sent by registered mail.

6.3 The *Owner* or the *Contractor* may, at any time, change its address for notice by giving written notice to the other at the address then applicable. Similarly if the *Contract Administrator* changes its address for notice then the *Owner* will give or cause to be given written notice to the *Contractor*.

6.4 The sender of a notice by email or fax assumes all risk that the fax will be received properly, and the provisions of paragraph 12.5 of the Instructions to Tenderers Part II apply to the sender.

7 GENERAL

7.1 This *Contract* shall be construed according to the laws of British Columbia.

7.2 The *Contractor* shall not, without the express written consent of the *Owner*, assign this *Contract*, or any portion of this *Contract*.

7.3 The headings included in the *Contract Documents* are for convenience only and do not form part of this *Contract* and will not be used to interpret, define or limit the scope or intent of this *Contract* or any of the provisions of the *Contract Documents*.

7.4 A word in the *Contract Documents* in the singular includes the plural and, in each case, vice versa.

7.5 This agreement shall enure to the benefit of and be binding upon the parties and their successors, executors, administrators and assigns

This agreement shall enure to the benefit of and be binding upon the parties and their successors, executors, administrators and assigns.

IN WITNESS WHEREOF the parties hereto have executed this Agreement the day and year first written above.

Contractor:

(FULL LEGAL NAME OF CORPORATION, PARTNERSHIP OR INDIVIDUAL)

(AUTHORIZED SIGNATORY)

(AUTHORIZED SIGNATORY AND POSITION - PRINT)

Owner:

The City of Coquitlam

(MANAGER, CAPITAL PROJECTS AND INSPECTIONS)

Representative as Per G.C. 17

(MANAGER, DESIGN AND CONSTRUCTION)

Guildford Greenway – Phase 1

Reference No: 77579-1

Schedule 1

Schedule of Contract Documents

(INCLUDE IN LIST ALL DOCUMENTS INCLUDING, IF ANY, SUPPLEMENTARY GENERAL CONDITIONS, SUPPLEMENTARY SPECIFICATIONS, SUPPLEMENTARY STANDARD DETAIL DRAWINGS)

The following is an exact and complete list of the *Contract Documents*, as referred to in Article 2.1 of the Agreement.

NOTE: The documents noted with “*” are contained in the “Master Municipal Construction Documents – General Conditions, Specifications and Standard Detail Drawings”, edition dated 2009. All sections of this publication are included in the *Contract Documents*.

1. Agreement, including all Schedules;
2. The following Addenda:
 - As issued
3. Supplementary General Conditions, if any;
4. General Conditions*;
5. Supplementary Specifications, if any;
6. Detail Specifications, if any;
7. Specifications*;
8. Supplementary Detail Drawing, if any;
9. Standard Detail Drawings*;
10. Executed Form of Tender, including all Appendices;
11. Drawings listed in Schedule 2 to the Agreement – “List of Drawings”, if any;
12. Instructions to Tenderers;
13. COQUITLAM “Supplementary Specifications Master Municipal Construction Documents” March 2022

Guildford Greenway – Phase 1

Reference No: 77579-1

Schedule 2

LIST OF DRAWINGS

(Complete Listing of All Drawings, Plans and Sketches That Are Part of the Contract Documents)

Bound in this Document:

Appendix A: Traffic Management Detail Specifications

Appendix B: Additional Documents

Bound Separately:

Full Size Contract Drawings

TITLE	SHEET NO.	REVISION NO.	DATE
COVER	00/12	-	-
GENERAL NOTES – GUILDFORD GREENWAY	01/12	B	2023/04/04
ROAD WORKS - DETAILS – GUILDFORD GREENWAY	02/12	B	2023/04/04
ROAD WORKS – STA 0+000 TO 0+150 – GUILDFORD GREENWAY	03/12	B	2023/04/04
ROAD WORKS – STA 0+150 TO 0+340 – GUILDFORD GREENWAY	04/12	B	2023/04/04
ROAD WORKS – STA 0+340 TO 0+530 – GUILDFORD GREENWAY	05/12	B	2023/04/04
ROAD WORKS – STA 0+530 TO 0+720 – GUILDFORD GREENWAY	06/12	B	2023/04/04
ROAD WORKS – STA 0+720 TO 0+900 – GUILDFORD GREENWAY	07/12	B	2023/04/04
ROAD WORKS – STA 0+900 TO 1+070 – GUILDFORD GREENWAY	08/12	B	2023/04/04
ROAD WORKS – STA 1+070 TO 1+240 – GUILDFORD GREENWAY	09/12	B	2023/04/04
ROAD WORKS – STA 1+240 TO 1+420 – GUILDFORD GREENWAY	10/12	B	2023/04/04
ROAD WORKS – STA 1+420 TO 1+520 – GUILDFORD GREENWAY	11/12	B	2023/04/04
ROAD WORKS – CONCRETE SIDEWALK WIDENING – FALCON DRIVE	12/12	B	2023/04/04

Supplementary General Conditions

SUPPLEMENTARY GENERAL CONDITIONS

TABLE OF CONTENTS

	Page
Supplementary General Conditions to MMCD Volume II, 2009 Issue.....	SGC 1 to SGC 15
Section 1: DEFINITIONS.....	SGC 3
1.1 Abnormal Weather	SGC 3
Section 2: DOCUMENTS	SGC 3
2.2 Interpretation.....	SGC 3
Section 4: CONTRACTOR	SGC 3 to 6
4.1 Control of Work	SGC 3 to 4
4.2 Safety	SGC 4
4.3 Protection of Work, Property and the Public.....	SGC 4
4.6 Construction Schedule	SGC 4 to 5
4.7 Superintendent	SGC 5
4.8 Workers.....	SGC 5
4.9 Materials	SGC 5
4.11 Subcontractors.....	SGC 5 to 6
4.12 Tests and Inspections.....	SGC 6
4.14 Final Clean-up	SGC 6
4.16 Notice of Disruption.....	SGC 6
Section 7: CHANGES.....	SGC 6 to 7
7.1 Changes.....	SGC 6
7.4 Optional Work.....	SGC 7
Section 9: VALUATION OF CHANGES AND EXTRA WORK.....	SGC 7
9.2 Valuation Method	SGC 7
9.4 Quantity Variations	SGC 7
Section 10: FORCE ACCOUNTS.....	SGC 7
10.1 Force Account Costs.....	SGC 7
Section 12: HAZARDOUS MATERIALS	SGC 8
12.2 Discovery of Hazardous Materials	SGC 8
Section 13: DELAYS	SGC 8
13.1 Delay by Owner or Contract Administrator	SGC 8
13.3 Unavoidable Delay	SGC 8
13.8 Direction to Stop or Delay.....	SGC 8
13.9 Liquidated Damages for Late Completion.....	SGC 8
Section 18: PAYMENT	SGC 9
18.1 Preparation of Payment Certificate	SGC 9
18.4 Holdbacks.....	SGC 9
18.6 Substantial Performance.....	SGC 9
Section 21: WORKERS COMPENSATION REGULATIONS.....	SGC 10
21.2 Contractor is "Prime Contractor"	SGC 10

Section 24: INSURANCE	SGC 10 to 14
24.1 General.....	SGC 10
24.2 Required Insurance	SGC 11
24.3 Physical Loss or Damage with Respect to New Buildings under Construction and/or Major Additions to Existing Structures.....	SGC 12 to 14
24.4 Additional Insured.....	SGC 14
Section 25: MAINTENANCE PERIOD	SGC 14
25.1 Correction of Defects	SGC 14
Section 27: CONTRACTOR PERFORMANCE EVALUATION	SGC 15
APPENDICES	SGC 16 to SGC 21
Appendix I Performance Bond.....	SGC 16 to 17
Appendix II Labour and Material Payment Bond.....	SGC 18 to 19
Appendix III Certificate of Insurance.....	SGC 20
Appendix IV Prime Contractor Designation Letter.....	SGC 21

1.0 DEFINITIONS

1.1 Abnormal Weather 1.1.1 **(Replace clause 1.1.1 as follows):**
Abnormal Weather” means temperature, precipitation, wind or other weather conditions in which the monthly average, differs from the statistical average for that condition in that period by more than one standard deviation, calculated based on data available from Environment Canada. Coquitlam’s Burke Mountain Rain Gauge will be used to compare the rainfall summary versus the available data from Environment Canada.
[City of Coquitlam Rainfall](#)

2.0 DOCUMENTS

2.2 Interpretation 2.2.4 (1) **(Replace clause 2.2.4 (1) as follows):**
The Contract Documents shall govern and take precedence in the following order as listed in Schedule 1 of the Agreement, taking precedence over all Contract Documents.

4.0 CONTRACTOR

4.1 Control of the Work 4.1.1 **(Add to clause 4.1.1 as follows):**
The *Contractor* is responsible for all survey layout for the construction of the Work to the design specifications and/or elevations as shown on the contract drawings or as amended on site by the Contract Administrator.

4.1.2 **(Add to clause 4.1.2 as follows):**
The Contractor shall not deposit any material upon any street, sidewalk, boulevard or other property, without the Contract Administrator’s or the Owner’s permission, nor shall they allow the same to remain longer than necessary. All surplus spoil and rubbish and other waste material shall be removed from the site so that the area of work is cleaned up and restored to as clean a condition as it was before the Contract started, within four days of the Contract Administrator’s written request to do so, failing which the Owner may carry out the work or have the work carried out by others and recover the costs from the Contractor or may deduct the cost from any monies due or that may become due to the Contractor.

4.1.3 **(Add new clause 4.1.3 as follows):**
Work can be performed during the normal weekday working hours of 0700h to 1900h, unless specified otherwise in Supplementary Specifications - Appendix A: Traffic Management Detail Specifications. Written permission from the Contract Administrator will be required for any works to be performed outside of the normal working days of Monday to Friday.

No Sunday work will be permitted, except in case of emergency and then only with the written permission of the Contract Administrator and to such extent as they deem necessary.

In case the Contractor decides to work on a day which is a Statutory Holiday, they shall provide the Contract Administrator in writing at least (4) days in advance of such holiday, stating

those places where said work is to be conducted. In case the Contractor fails to give such notice in advance of any Statutory Holiday, no work within the terms of the contract shall be done on such holiday.

The cost of inspections on a Sunday or on a Statutory Holiday by City staff/s will be at Contractor's expense.

4.2 Safety

4.2.2

(Add new clause 4.2.2 as follows):

In an emergency, gas pipeline rupture or leak, Contact FortisBC's 24 Hour Emergency Fire Line (1-800-663-9911) and Coquitlam Fire (911) immediately and then City of Coquitlam's Utility Control Centre (604-927-6287).

4.3 Protection of Work, Property and the Public

4.3.1

(Replace clause 4.3.1 as follows):

In performing the Work, the Contractor shall protect the Work and the Owner's property and other person's property from damage. The Contractor shall at the Contractor's own expense make good any such damage which arises as the result of the Contractor's operations. If the Contractor causes damage to private property, the Contractor must obtain a written release from the owner of the damaged property.

4.3.5.1

(Add clause 4.3.5.1 as follows):

The Contractor shall notify the Contract Administrator immediately if damage occurs to any City or third party utility or structure.

4.3.7

(Add new clause 4.3.7 as follows):

Any lands other than those upon which the work is to be performed, which may be required for temporary facilities, storage purposes or access to the work site, other than those provided by the *Owner*, shall be provided by the *Contractor* at their own cost, with no liability to the *Owner*.

4.6 Construction Schedule

4.6.1

(Replace clause 4.6.1 as follows):

The Contractor shall within the time set out in the Form of Tender prepare and submit to the Contract Administrator for their approval a construction schedule (the Baseline Construction Schedule) indicating the planned start and completion dates of major activities of the Work. The Baseline Construction Schedule shall be in more detail than the Preliminary Construction Schedule and shall indicate completion of the Work in compliance with any specified Milestone Dates, including Substantial Performance.

4.6.6

(Replace clause 4.6.6 as follows):

The time for the performance of the Work shall commence on the date specified in the Notice to Proceed, or if not so specified, on the date the Notice to Proceed is issued. The Notice to Proceed will not be issued until the documentation required under paragraph 5.1.1 of the Form of Tender has been submitted and the construction schedule has been approved.

- 4.6.8 **(Add new clause 4.6.8 as follows):**
Any requests to lengthen the work schedule shall be made in writing by the Contractor within five working days of knowledge of the reason for the extension. The Contract Administrator will adjust the schedule at his discretion upon receipt of a written request.
- 4.7 **Superintendent** 4.7.4 **(Add new clause 4.7.4 as follows):**
The key personnel named in the Contractor's Tender response, shall remain in these key positions throughout the project. In the event that key personnel leave the Contractor's firm, or for any unknown reason are unable to continue fulfilling their role, the Contractor must propose a suitable replacement, and obtain written consent from the Owner. Acceptance of the proposed replacement is at the sole discretion of the Contract Administrator and the Owner.
- 4.8 **Workers** 4.8.2 **(Add new clause 4.8.2 as follows):**
The Contractor shall, upon the request of the Contract Administrator, remove any person employed by them for the purposes of the Contract who, in the opinion of the Contract Administrator, is incompetent or has conducted themselves improperly, and the Contractor shall not permit a person who has been removed to return to the Place of Work.
- 4.9 **Materials** 4.9.3 **(Add new clause 4.9.3 as follows):**
The Contractor shall, at their cost,
a) Be responsible for storing all of the materials supplied for the Work either by themselves or the Owner, until it has been incorporated into the completed Work;
b) Store all materials in a manner which will prevent damage from the weather, dirt, foreign matter, vandalism and theft;
c) Arrange for and/or verify the time of delivery of all materials to be supplied by themselves or the Owner to ensure that delivery will coincide with his work schedules.
d) Examine with the Contract Administrator the quantities and details of all materials supplied by the Owner at the time and place of delivery or those materials already at the Place of Work, and prepare and sign a Statement of Materials Acceptance, specifically noting and rejecting any defective material;
e) Replace all materials supplied by themselves or the Owner which are found to be stolen, missing or damaged while under their care;
f) Replace all materials found to be defective in manufacture which have been supplied by themselves.
- 4.11 **Subcontractors** 4.11.3 **(Replace clause 4.11.3 as follows):**
The Contractor shall, upon notice of the Contract Administrator, remove any Subcontractor employed by them for the purposes of the Contract who, in the opinion of the Contract Administrator, is incompetent or has conducted themselves improperly, and the Contractor shall not permit the Subcontractor who has been removed to return to the Place of Work. The removal of a Subcontractor under this clause shall not be considered a Change

and the Contract Price and the Contract Time shall not be adjusted.

4.12 Test and Inspections

4.12.1

(Replace clause 4.12.1 as follows):

The Contractor shall perform or cause to be performed all tests, inspections and approvals of the Work as described in the Contract Documents or a required by the Contract Administrator as part of Quality Control. The Contractor shall complete all the necessary testing at the frequencies described in the Contract Document unless otherwise approved by the Contract Administrator.

Acceptable test and inspection results will not relieve the Contractor of its obligations under the Contract to correct defects or deficiencies in the Work.

4.12.11

(Add clause 4.12.11 as follows):

Failure to follow DFO/FLNRO BMPs and the approved permit for Instream Works or as instructed by Contract Administrator will result in shut-down of the work. The Contractor must take all steps to mitigate impacts to aquatic resources, environment and habitats before work can re-start on site. No claim will be accepted by the Owner for costs associated with this work shut-down.

4.14 Final Clean-up

4.14.1

(Replace clause 4.14.1 as follows):

Prior to applying for Substantial Performance, the Contractor shall remove all surplus products, tools, construction machinery and equipment relating to the Work that is not required for the performance of the remaining Work. The Contractor shall also remove waste, debris and waste products other than caused by the Owner or Other Contractors, and leave the Place of Work clean and suitable for occupancy by the Owner unless otherwise specified in the Contract Documents or directed by the Contract Administrator.

4.16 Notice of Disruption

4.16.2

(Add new clause 4.16.2 as follows):

Written notice must be provided to all properties which may be physically affected by the construction not less than one week and not more than two weeks prior to construction.

Notify occupants directly affected by the work 48 hours in advance of commencement of construction. Cost of notifying area occupants of ensuing construction and delivery of the notices is incidental to the Contract.

7.0 CHANGES

7.1 Changes

7.1.3

(Replace clause 7.1.3 as follows):

Additional work that the Owner may wished performed that does not satisfy the requirements of subparagraphs (a) and (b) of GC 7.1.1 is extra work (Extra Work) and is not a Change. Pursuant to GC 8, Extra Work may be declined by the Contractor or may, upon agreement between the parties, be undertaken as Extra Work.

12.0 HAZARDOUS MATERIALS

12.2 Discovery of Hazardous Materials

12.2.2

(Replace clause 12.2.2 as follows):

If the Contract Administrator observes any materials at the Place of Work that the Contract Administrator knows or suspects may be Hazardous Materials, then the Contract Administrator shall immediately give written notice to the Contractor and the Contractor shall immediately stop the Work or portion of the Work as required by GC 12.2.1(1).

13.0 DELAYS

13.1 Delay by Owner or Contract Administrator

13.1.2

(Add new clause 13.1.2 as follows):

The Owner may at any time suspend the work or any portion thereof provided he gives the Contractor five (5) days' written notice of delay. The Contractor shall resume work upon written notice from the Owner. The Contractor shall be entitled to:

- a) An extension of the Contract time equivalent to the length of suspension of work.
- b) Reimbursement by the Owner for directly related out-of-pocket additional costs, reasonably and necessarily incurred by the Contractor as a result of such suspension. No additional payment will be made to the Contractor for any loss of profits or overhead.

13.3 Unavoidable Delay

13.3.1

(Add to clause 13.3.1 as follows):

Beyond the reasonable control of the Contractor also includes pandemic or community outbreak

13.8 Direction to Stop or Delay

13.8.3

(Add new clause 13.8.3 as follows):

The Contract Administrator may order the Contractor to stop work if at any time the Contract Administrator is of the opinion that there exists a danger to life or property.

13.9 Liquidated Damages for Late Completion

13.9.1

(Replace clause 13.9.1 as follows):

If the Contractor fails to meet the Milestone Date for Substantial Performance as set out in the Form of Tender, paragraph 2.2 as may be adjusted pursuant to the provisions of the Contract Documents, then the Owner may deduct from any monies owing to the Contractor for the Work:

- (1) An amount of \$1,000.00 for each calendar day the actual *Substantial Performance* is achieved after the Substantial Performance Milestone Date; plus
- (2) All direct out of pocket costs, such as costs for safety, security or equipment rental, reasonably incurred by the Owner as a direct result of such delay.

If the monies owing to the Contractor are less than the total amount owing by the Contractor to the Owner under (1) and (2) then any shortfall shall immediately, upon written notice from the Owner, and upon Substantial Performance, be due and owing by the Contractor to the Owner.

18.0 PAYMENT

**18.1 Preparation of
Payment Certificate**

18.1.1 ***(Replace clause 18.1.1 as follows):***
The Contract Administrator shall prepare and issue a certificate for the period ending the last calendar day of the month.

18.4 Holdbacks

18.4.2 ***(Add to clause 18.4.2 as follows):***
At the sole discretion of the Contract Administrator, an amount equivalent to 10% of the contract award value or 200% of a reasonable estimate, whichever is higher, may be held without interest until all deficiencies have been remedied and accepted by the Contract Administrator.

**18.6 Substantial
Performance**

18.6.5 ***(Replace clause 18.6.5 as follows):***
The Owner may release any builders lien holdback on the 56th day following the date of Substantial Performance, or other date as required by law, but the Owner may hold back the amounts for any deficiencies or filed builders liens as provided in GC 18.4.2, 18.4.3 and 18.4.4.

18.6.6 ***(Replace clause 18.6.6 as follows):***
The *Contract Administrator*, as defined herein, shall be the *Payment Certifier* responsible under Section 7 of the *Builders Lien Act* for certifying *Substantial Performance* of the *Work* of the *Contractor*, but not the *Work* of *Subcontractors*. The *Contractor* shall cooperate with and assist the *Contract Administrator* by providing information and assistance in a timely manner as the *Contract Administrator* considers necessary to carry out the duties of the *Payment Certifier* for the *Contract*.

The *Contractor* shall be the *Payment Certifier* responsible under Section 7 of the *Builders Lien Act* for certifying *Substantial Performance* of the *Work* of each *Subcontractor*. Prior to certifying completion for a *Subcontractor*, the *Contractor* shall consult the *Contract Administrator* and obtain the *Contract Administrator's* comments on the status of completion by the *Subcontractor*, including any deficiencies or defects in the *Subcontractor's Work* noted by the *Contract Administrator*. The *Contractor* will indemnify and save the *Owner* harmless from any and all liability the *Owner* may have to anyone arising out of the certification by the *Contractor* of *Substantial Performance* for that *Subcontractor*.

Notwithstanding any other provision of the *Contract*, no payments will be due or owing to the *Contractor* so long as a Lien filed by anyone claiming under or through the *Contractor* remains registered against the Project of any lands, or interest therein, on which *Work* for the project was performed. Failure of the *Contractor* to remove all Liens promptly will entitle the *Owner* to damages.

**21.0 WORKERS
COMPENSATION
REGULATIONS**

**21.2 Contractor is "Prime
Contractor"**

21.2.1

(Add to clause 21.2.1 as follows):

Prior to the issuance of the "Notice to Proceed" the Contractor must provide a signed "Prime Contractor Designation" form as provided in Appendix IV of these Supplementary General Conditions.

24.0 INSURANCE

(Replace section 24.0 as follows):

24.1 General

24.1.1

Importance of Prompt Attention to Insurance Requirements:

The Contractor shall provide the Owner with satisfactory evidence that the insurance required to be provided under this GC is in full force and effect.

24.1.2

Acceptable Insurance Carriers:

The insurer issuing any policy, or other document which is evidence of insurance to the Contractor, shall be an insurer licensed by the Superintendent of Insurance in the Province of British Columbia and registered with the Department of Insurance for Canada in Ottawa, except the Insurance Corporation of British Columbia, which is not subject to this condition.

24.1.3

Owner's Right to Change Terms:

Notwithstanding anything contained in the Contract Documents, the Owner will have the right to request a change to the specified terms and conditions respecting insurance at the sole option of the Owner. The Contractor will be notified in writing of any changes required by the Owner and will provide a quotation for such work.

24.1.4

Delivery of Insurance Documents:

All insurance policies or other acceptable specified documents shall be delivered to, and accepted by, the Owner before the Contract Documents are signed. No work shall be commenced by the Contractor or by anyone acting on the instructions of the Contractor, until the required Insurance Documents have been accepted by the Owner and the Contract Documents have been duly signed by the Owner and the Contractor.

24.1.5

Owner's Right to Insure:

Should the Contractor for any reason not comply with the specified requirements with respect to the insurance, the Owner will, at the Owner's option, have the right to purchase all or any part of such insurance which, in the opinion of the Owner, may be required to provide the specified insurance, and, in the event of so doing, the Owner will have the right to pay the premiums for such insurance and to withhold the amount of premiums so paid from any amount due and payable to the Contractor under the Contract.

24.2 Required Insurance

24.2.1

General

Damage to work (excluding Building Contracts where Section 24.3, Paragraph 24.3.1, Further Responsibilities of Contractor, applies).

The Contractor shall be responsible for any and all loss, or damage, whatsoever which may occur on or to the works, completed or otherwise, until such time as the entire works have been completed and the Notice of Acceptance has been issued by the Owner, except that loss or damage caused solely by an act of the Owner. In the event of any loss or damage occurring, the Contractor shall, on notice from the Contract Administrator, immediately put the works into the condition it was immediately prior to such loss or damage, all at the

Contractor's expense, except where such loss or damage was caused solely by an act of the Owner.

The Contractor shall be responsible for any and all loss or damage whatsoever which may occur on or to the works, completed or otherwise, arising out of the negligence of the Contractor, any subcontractors, and the employees or agents of any of them.

24.2.2

Public Liability Insurance:

(Other than Automobile Third Party Liability Insurance):

Evidence of Insurance:

The Contractor shall deposit with the Owner, before the work commences, a Certificate of Insurance, signed by an authorized representative of the insurer, such certificate to be as shown in Appendix III.

Effective Dates and Terms:

The effective date of the Certificate of Insurance shall be the date of the execution of the Contract Agreement and the term of this policy shall be from such effective date until a date not less than twelve (12) months after the date of Substantial Performance completion of all work under the Contract.

Limits of Liability:

For bodily injury and for property damage shall be inclusive limits not less than \$5,000,000.

24.2.3

Public Liability Insurance (Automobile):

The Contractor shall deposit with the Owner before the work commences a Certificate of Insurance with respect to owned automobiles on ICBC Form No. APV 47 entitled "Confirmation of Insurance Coverage" and with respect to Non-Owned Automobiles including hired automobiles and Contractual Liability on ICBC non-owned automobile policy Form APV 29 (if non-owned automobile coverage is not included under the comprehensive general liability coverage) each signed by an authorized representative of the Insurance Corporation of British Columbia.

**24.3 Physical Loss or
Damage With Respect
to New Buildings under
Construction and/or
Major Additions to
Existing Structures**

- 24.3.1 **Responsibility for Placing Insurance:**
The types of insurance required under this section will be provided and maintained at the expense of the City of Coquitlam during the term of the Contract and will be as follows unless otherwise changed by specific endorsement to these Insurance Specifications.
- 24.3.2 **Insurance Coverage Required:**
Builders Risk Completed Value "All Risks" Course of Construction Insurance. This policy will be written in the names of the City of Coquitlam and the Contractor with loss payable as their respective interests may appear.
- 24.3.3 **Responsibility of Contractor – Limitations of cover and deductibles:**
The insurance provided by the City of Coquitlam as described herein will not provide the Contractor with full protection against any and all kinds of loss or damage which may arise out of the Contract. It is, therefore, the responsibility of the Contractor to fully understand the scope of the cover provided with particular attention to the exclusions, limitations of cover and deductible provisions contained in the Insuring Agreements of the policies and it is further the responsibility of the Contractor to take out at the Contractor's expense, whatever other additional insurance the Contractor may consider necessary or desirable for his protection subject as hereinafter provided. The Contractor shall act in the same manner on insurance made available through the City of Coquitlam as he would if he had arranged such insurance himself.
- 24.3.4 **Responsibility of Contractor – Direct Damage Insurance:**
If the Contractor fails to do all or anything that is required of him concerning insurance, the City of Coquitlam may do what is required and any monies expended by the City of Coquitlam for that purpose shall be repayable and recoverable from the Contractor. Should any action, failure or negligence of the Contractor result in higher insurance costs being incurred by the City of Coquitlam, such additional costs shall be payable or recoverable from the Contractor.
- 24.3.5 **Responsibility of Contractor – Machinery and Equipment Belonging to Others:**
Unless otherwise directed by the City of Coquitlam in writing, the Contractor shall carry insurance covering loss or damage to construction machinery, tools and equipment owned by and/or on bare rental from a third party or parties and used by the Contractor in performing the work, which insurance shall be in a form satisfactory to the City of Coquitlam and having coverage in accordance with the actual cash value of such construction machinery, tools and equipment. Such policies shall also provide for subrogation to be waived against the City of Coquitlam. A certified copy of the policy shall be delivered to the City of Coquitlam not later than thirty days after the commencement of work under the Contract.

- 24.3.6 **Contractor's Waiver of Liability to Coquitlam:**
The Contractor hereby releases the City of Coquitlam from any and all liability for damages to the extent that such damages are covered by the course of construction insurance referred to in Section 24.3 of these specifications.
- 24.3.7 **Liability of Contractor:**
Neither the providing of insurance by the Contractor or the City of Coquitlam in accordance with the requirements hereof, nor the insolvency, bankruptcy, nor failure of any insurance company to pay any claim accruing shall be held to waive any of the provisions of this Contract with respect to the liability of the Contractor or otherwise.
- 24.3.8 **Responsibility of Contractor for protection of work, persons and property:**
The Contractor and all persons employed by the Contractor or under his control, and all employees and subcontractors, shall use due care that no person or property is injured, and that no rights are infringed in the prosecution of the work. Contractors shall take particular care to protect the work against loss or damage caused by riot, vandalism or malicious mischief and shall be at the expense of the Contractor provide all necessary safeguards in the form of watchmen and/or watch dog protection to prevent loss or damage of this type. The payment of deductibles is the responsibility of the Contractor and if not paid by the Contractor such amounts shall be deducted by the City of Coquitlam from payment due to the Contractor. These deductibles will normally be \$250.00 each claim.
- 24.3.9 **Action to be taken in the event of loss or damage to the work covered by the Contract:**
When any loss or damage occurs to the work or to any materials and supplies on the site of the work, the Contractor shall remove any and all damaged or destroyed property and shall rebuild or replace the damaged or destroyed work, materials, or supplies and complete the work to the satisfaction of the Owner. For such removal, rebuilding, or replacing, the Contractor shall be entitled to receive from the Owner the amount of insurance monies received by the Owner pursuant to the said adjustment which amount shall be paid to the Contractor as the work of rebuilding or replacing proceeds, and in accordance with the Agreement. Damage or destruction of the whole or any part of the work shall not affect the rights and obligations of either party under the Agreement, except that in such event the Contractor shall be entitled to such reasonable extension of time to complete the work as the Architect and/or Contract Administrator may decide.

24.3.10 **Further responsibility of Contractor:**
Other than with respect to loss or damage arising out of insured risks and herein before specified, the Contractor shall be responsible for all loss or damage whatsoever which may occur on or to the works completed or otherwise, until such time as the entire works have been completed and the Notice of Acceptance has been issued by the Owner, except that loss or damage caused solely by an act of the Owner.

In the event of any loss or damage occurring, the Contractor shall on notice from the Owner immediately put the works into the condition it was immediately prior to such loss or damage, all at the Contractor's expense except as previously stated.

24.3.11 **Owner Not Responsible for Loss or Damage or Loss of Use of Property of Contractors and their Employees:**
The Owner will not be responsible for securing or paying for insurance of any kind other than as specified in Section 24.3 of these specifications nor will the Owner have any responsibility whatsoever for loss or damage from whatever cause occurring to property owned, leased, or otherwise in the possession of the Contractor, subcontractors or their employees including, without restricting the generality of the foregoing, machinery, equipment, tools, supplies, and clothing at the construction site or elsewhere including loss of use of same.

24.4 **Additional Insured** 24.4.1 **The Contractor shall ensure the following are named as "additional insured" on the liability policy for this contract:**

- The City of Coquitlam

The City may identify private properties that are directly affected by construction. If so, the Contractor shall include the legal owners of these properties named as "additional insured" on the liability policy for this contract.

25.0 MAINTENANCE PERIOD

25.1 **Correction of Defects** 25.1.4 **(Add new clause 25.1.4 as follows):**
The Owner is authorized to make repairs to defects or deficiencies if, ten days after giving written notice, the Contractor has failed to make or undertake with due diligence the required repairs. However, in the case of emergency where, in the opinion of the Owner, delay is not reasonable, repairs may be made without notice being sent to the Contractor. All expenses incurred by the Owner in connection with repairs made pursuant to GC 25 shall be paid by the Contractor or may be deducted from the Maintenance Security, or other holdbacks. The Contractor shall promptly pay any shortfall.

**27.0 CONTRACTOR
PERFORMANCE
EVALUATION**

27.1

(Add new clause 27.1 as follows):

After the completion of the Contract, the Contractor will be evaluated on their performance of the Work. The evaluation will provide percentage scores on the following categories:

1. *Contract Administration*
2. *Construction Management*
3. *Schedule Management*
4. *Communications*
5. *Resource Management and Contractor Performance*
6. *Quality Management*

An evaluation summary report may be issued to the Contractor with scores for each of these categories. Upon request, the Contractor may attend a meeting with the City to discuss the evaluation.

This internal evaluation may be reviewed for reference on subsequent tenders with the City. Evaluation scores can form part of the tender analysis and influence contract award decisions. Evaluation Scores in categories that are below 50% may result in a suspension of tendering privileges with the City.

paragraph) sufficient funds to pay the cost of completion less the balance of the contract price; but not exceeding, including other costs and damages for which the Surety may be liable hereunder, the amount set forth in the first paragraph hereof. The term 'balance of the contract price', as used in this paragraph, shall mean the total amount payable by Obligee to Principal under the Contract less the amount properly paid by Obligee to Principal.

Any suit under this Bond must be instituted before the expiration of two (2) years from date on which the Notice of Acceptance under the Contract is issued.

The Surety shall not be liable for a greater sum than the specified penalty of this Bond.

No right of action shall accrue on this Bond to or for the use of any person or corporation other than the Obligee named herein or the heirs, executors, administrators, or successors of Obligee.

IN TESTIMONY WHEREOF, the Principal has hereto set its hand and affixed its seal, and the Surety has caused these presents to be sealed with its corporate seal duly attested by the signature of its Attorney-in-fact, this _____ day of _____ 20_____.

SIGNED, SEALED and DELIVERED
In the presence of

)
)
)
)
)

PRINCIPAL

SURETY

APPENDIX II

LABOUR AND MATERIAL PAYMENT BOND

(Private Contracts – Trustee Form)

NO. _____

\$ _____

Note: This Bond is issued simultaneously with another Bond in favour of the Obligee conditioned for the full and faithful performance of the Contract.

KNOW ALL MEN BY THESE PRESENTS THAT

As Principal, hereinafter called the Principal, and

As Surety, hereinafter called the Surety, are, subject to the conditions hereinafter contained, held and firmly bound unto

As Trustee, hereinafter called the Obligee, for the use and benefit of the Claimants, their and each of their heirs, executors, administrators, successors and assigns in the amount of

Dollars
(\$ _____) lawful money of Canada, for the payment of which sum well and truly to be made, the Principal and the Surety bind themselves, their heirs, executors, administrators, successors and assigns jointly and severally, firmly by these presents.

SIGNED AND SEALED this _____ day of _____, 20____.

WHEREAS, the Principal has entered into a written contract with the Obligee dated the _____ day of _____, 20____, for

which contract is by reference made a part hereof, and is hereinafter referred to as the Contract.

NOW, THEREFORE, THE CONDITION OF THIS OBLIGATION is such that, if the Principal shall make payment to all Claimants for all labour and material used or reasonably required for use in the performance of the Contract, then this obligation shall be null and void; otherwise it shall remain in full force and effect, subject, however, to the following conditions:

1. A Claimant for the purpose of this Bond, is defined as one having a direct contract with the Principal for labour, material, or both, used or reasonably required for use in the performance of the Contract, labour and material being construed to include the part of water, gas, power, light, heat, oil, gasoline, telephone service or rental equipment directly applicable to the Contract provided that a person, firm or corporation who rents equipment to the Principal to be used in the performance of the Contract under a contract which provides that all or any part of the rent is to be applied towards the

These Supplementary General Conditions must be read in conjunction with the General Conditions contained in the Master Municipal Construction Documents, Volume II, Printed 2009

purchase price thereof shall only be a Claimant to the extent of the prevailing industrial rental value of such equipment for the period during which the equipment was used in the performance of the Contract. The prevailing industrial rental value of equipment shall be determined, insofar as it is practical to do so, in accordance with and in the manner provided for in the latest revised edition of the publication of the Canadian Construction Association entitled "Rental Rates on Contractors' Equipment" published prior to the period during which the equipment was used in the performance of the Contract.

2. The Principal and the Surety hereby jointly and severally agree with the Oblige as Trustee that every Claimant who has not been paid as provided for under the terms of his contract with the Principal before the expiration of a period of ninety (90) days after the date on which the last of such Claimant's work or labour was done or performed or materials were furnished by such Claimant, may as a beneficiary of the trust herein provided for, sue on this Bond, prosecute the suite to final judgment for such sum or sums as may be justly due to such Claimant under the terms of his said contract with the Principal and have execution thereon. Provided that the Oblige is not obliged to do or take any act, action or proceeding against the Surety on behalf of the Claimants or any of them to enforce the provisions of this Bond. If any act, action or proceeding is taken either in the name of the Oblige or by joining the Oblige as a party to such proceedings then such act, action or proceeding shall be taken on the understanding and basis that the Claimants or any of them who take such act, action or proceeding shall indemnify and save harmless the Oblige against all costs, charges and expense or liabilities incurred thereon and any loss or damage resulting to the Oblige by reasons thereof. Provided still further that subject to the foregoing terms and conditions, the Claimants or any of them may use the name of the Oblige to sue on and enforce the provisions of this Bond.
3. No suit or action shall be commenced hereunder by any Claimant:
 - a) unless such Claimant shall have given written notice within the time limits hereinafter set forth to each of the Principal, Surety and Oblige, stating with substantial accuracy the amount claimed. Such notice shall be served by mailing the same by registered mail to the Principal, Surety and Oblige at any place where an office is regularly maintained for the transaction of business by such persons or served in any manner in which legal process may be served in the Province or other part of Canada in which the subject matter of the contract is located. Such notice shall be given (i) in respect of any claim for the amount or any portion thereof required to be held back from the Claimant by the Principal under either the terms of the Claimant's contract with the Principal or under the Mechanic's Liens Legislation applicable to the Claimant's contract with the Principal whichever is the greater within one hundred and twenty (120) days after such Claimant should have been paid in full under the Claimant's contract with the Principal; (ii) in respect of any claim other than for the holdback or portion thereof referred to above within one hundred and twenty (120) days after the date upon which such claimant did or performed the last of the work or labour or furnished the last of the materials for which such claim is made under the Claimant's contract with the Principal.
 - b) after the expiration of one (1) year following the date on which Principal ceased work on the Contract including work performed under guarantees provided in the Contract.
 - c) Other than in a court of competent jurisdiction in the Province or District of Canada in which the subject matter of the Contract or any part thereof is situated and none elsewhere, and the parties hereto agree to submit to the jurisdiction of such court.
4. The amount of this Bond shall be reduced by and to the extent of any payments made in good further and in accordance with the provisions which may be filed of record against the subject matter of the Contract, whether or not claim for the amount of such lien be presented under and against this Bond.
5. The Surety shall not be liable for a greater sum than the specified penalty of this Bond.

IN TESTIMONY WHEREOF, the Principal has hereto set its hand and affixed its seal, and the Surety has caused these presents to be sealed with its corporate seal duly attested by the signature of its Attorney-in-fact the day and year first above written.

SIGNED, SEALED and DELIVERED

In the presence of

)	
)	PRINCIPAL
)	
)	
)	SURETY
)	

These Supplementary General Conditions must be read in conjunction with the General Conditions contained in the Master Municipal Construction Documents, Volume II, Printed 2009

APPENDIX III

CERTIFICATE OF INSURANCE

This Certificate issued to the City of Coquitlam is to certify that policies of insurance, as described below, have been issued to the Insured named below and are in force at this time. It is understood and agreed that thirty (30) days' prior written notice by registered mail of any material alterations, transfer, assignment or cancellation of any of the policies listed below, either in part or in whole, will be given to the holder of this Certificate.

- A. This Certificate is issued to: Named Insured and Mailing Address:
- City of Coquitlam**
3000 Guildford Way
Coquitlam, BC V3B 7N2
- B. CONTRACT NUMBER AND/OR NAME Description of the Work:
- C. INSURANCE POLICY
- Name of Insurer: Liability Limit:
Policy Number: Expiry Date:
Effective Date:
- D. INSURANCE COVERAGE
- COMMERCIAL GENERAL LIABILITY** coverage is required to insure against liability from the activities arising out of operations or work in connection with the above-described project, including liability arising out of the use of City property.
- D.1 The minimum limit shall be \$5,000,000.00 inclusive per occurrence against bodily injury, personal injury and property damage.
- D.2 The City of Coquitlam, its employees, officers, agents and volunteers are added as Additional Insureds, but only with respect to operations conducted by or on behalf of the Named Insured in connection with the above-described project, operations or work.
- D.3 This insurance shall be primary as regards the City of Coquitlam, its employees, officers, agents and volunteers as Additional Insureds.
- D.4 Any deductible or reimbursement clause contained in the policy shall not apply to the City of Coquitlam and shall be the sole responsibility of the Named Insured.
- D.5 The insurance shall include the following coverages:
- D.5.1 Cross Liability Clause
 - D.5.2 Non-Owned Automobile Liability
 - D.5.3 Unlicensed Automobile Liability
 - D.5.4 Blanket Contractual Liability
 - D.5.5 Broad Form Property Damage Liability
 - D.5.6 Owner's & Contractor's Protective Liability
 - D.5.7 Products & Completed Operations Liability
- D.6 Indicate provision of special coverage for this project as required by the City:
- | | YES | NO | |
|-----|--------------------------|-------------------------------------|---|
| | <input type="checkbox"/> | <input checked="" type="checkbox"/> | Shoring and Underpinning Hazard |
| | <input type="checkbox"/> | <input checked="" type="checkbox"/> | Pile Driving and Vibrations |
| | <input type="checkbox"/> | <input checked="" type="checkbox"/> | Excavation Hazard |
| | <input type="checkbox"/> | <input checked="" type="checkbox"/> | Demolition |
| | <input type="checkbox"/> | <input checked="" type="checkbox"/> | Blasting |
| D.7 | <input type="checkbox"/> | <input type="checkbox"/> | PROFESSIONAL LIABILITY INSURANCE for Consultant Service Agreements |

The *Consultant* shall obtain and maintain for the duration of the *Services* as described in the Agreement, at its own cost, Professional Liability Insurance on terms and from an insurer satisfactory to the City of Coquitlam.

The Professional Liability Insurance policy shall insure the *Consultant's* legal liability for errors, omissions and negligent acts, to the extent of no less than \$500,000.00 per Claim and \$1,000,000.00 Aggregate.

Authorized Signature and Stamp

Date Name and Title

City' broker to return to City Representative Department

These Supplementary General Conditions must be read in conjunction with the General Conditions contained in the Master Municipal Construction Documents, Volume II, Printed 2009



APPENDIX IV

PRIME CONTRACTOR DESIGNATION

Subject: **Prime Contractor Designation**
Contract #: **77579-1**
Contract Name: **Guildford Greenway – Phase I** (the “Project”)

_____ (the “Contractor”) represents, acknowledges and agrees that:

1. in accordance with section 118 of the Workers Compensation Act, R.S.B.C. 1996, c. 492 (the “Workers Compensation Act”), the Contractor shall be the “Prime Contractor” and is qualified to act as the “Prime Contractor” in respect of the Project;
2. the Contractor accepts the duties and responsibilities for coordination of health and safety in accordance with the Workers Compensation Act and further agrees that it will do everything necessary to establish and maintain a system or process that will insure compliance with the Workers Compensation Act and the Regulations thereto;
3. the Contractor shall fulfill all the obligations of an “Owner” under section 119 of the Workers Compensation Act in respect of the Project site; and
4. that the City of Coquitlam has fulfilled its obligations as an “Owner” under section 119 of the Workers Compensation Act, in respect of the Project site.

Prime Contractor Name & Address:

Prime Contractor Signature

Date

Print Name

Please return a signed copy of this memo to the City of Coquitlam. If you have any questions, please contact the City’s Health and Safety Advisor at 604-927-3068.

Supplementary Contract Specifications

These Supplementary Contract Specifications must be read in conjunction with the Specifications contained in the Master Municipal Construction Documents, Volume II, Printed 2009 and the City of Coquitlam Supplementary Specifications and Detailed Drawings

File #: 11-5330-20/77579/1 Doc #: 4797220.v1

Supplementary Contract Specifications

to the
MASTER MUNICIPAL SPECIFICATIONS
Volume II – Platinum Book

GUILDFORD GREENWAY – PHASE I
CONTRACT 77579-1

TABLE OF CONTENTS

The following Supplementary Specifications are to be considered part of the Specifications. These Supplementary Specifications take precedence over the Master Municipal Specifications.

SUPPLEMENTARY CONTRACT

SPECIFICATIONS INDEXSS 1

00 72 43S	Contract Specific Notations.....	SS 2 to SS 5
01 33 01S	Project Record Documents.....	SS 6
01 45 00S	Quality Control.....	SS 7 to SS 8
01 55 00S	Traffic Control, Vehicle Access and Parking.....	SS 9 to SS 10
01 57 01S	Environmental Protection.....	SS 11 to SS 12
01 58 01S	Project Identification.....	SS 13
03 30 20S	Concrete Walks, Curbs and Gutters.....	SS 14 to SS 15
31 11 41S	Shrub and Tree Preservation.....	SS 16
31 24 13S	Roadway Excavation, Embankment and Compaction.....	SS 17 to SS 18
32 12 23S	Granular Base.....	SS 19
32 12 16S	Hot-Mix Asphalt Concrete Paving.....	SS 20 to SS 21
32 17 23S	Painted Pavement Markings.....	SS 22 to SS 23
32 91 21S	Topsoil and Finished Grading.....	SS 24 to SS 32
32 92 23S	Sodding.....	SS 33 to SS 37
33 40 01S	Storm Sewers.....	SS 38 to 33 39
33 44 01S	Manholes and Catchbasins.....	SS 40 to SS 42
34 41 13S	Traffic Signals.....	SS 43 to SS 52

CONTRACT SPECIFIC NOTATIONS

1.00 CONTRACT SPECIFIC INSTRUCTIONS

1.01 Coordination of Work

The Contractor shall be responsible to consult with all affected businesses, residents, transportation companies regarding delays, detours, and any other works affecting any transit service in the area, and will be responsible to coordinate the works with City crews and other contractors working in the area. If working area is to become a multiple-employer workplace as defined by WorkSafe BC, the Contractor shall remain the Prime Contractor.

1.02 Outside Agency Approval

In accordance with the Contract Documents, the Contractor is responsible to consult with and obtain any approval required to meet and comply with all the conditions required from outside agency such as, but not limited to, BC Hydro, FORTIS BC GAS, Kinder Morgan, Telus, in the area of the place of Work where applicable.

Coordination with Pattison for bus shelter removal and relocation will be required.

1.03 Cooperation with Emergency and Maintenance Activities

The Contractor will be responsible to cooperate with regular maintenance or emergency vehicles and staff for access to the site when required including:

- Fire, Police, and Ambulance
- Garbage/Green Waste/Recycling pick-up
- City Utilities Maintenance (or representatives)
- City Parks and Recreation Maintenance (or representatives)
- Other City Contractors

1.04 Waste Collection Coordination

- .1 Contractor is responsible to accommodate all waste collection vehicles and cart pick up schedules throughout construction. Collection schedule can be found in <https://www.coquitlam.ca/157/Collection-Calendar-Guidelines> .
- .2 If waste collection will be impacted the contractor is responsible to:
 - a. Provide advanced notification to:
 - i. The City's Solid Waste staff at 604-927-3500 or wastereduction@coquitlam.ca; and
 - ii. The City's Contract Administrator.
 - b. Provide access for collection trucks to closed streets due to road work;
 - c. Move waste carts for collection:
 - i. The Contractor is required to ensure each cart is labelled with the property address and returned to the correct address after collection (each cart has its own individual cart identification code and is specifically assigned to each property). **Contractors will be responsible for the costs to replace missing carts.**
- .3 Contractor's Request for Change in Collection Time (e.g. PM to AM):
 - i. The Contractor must provide residents with as much notice as possible – minimum 5 working days.
 - ii. The contractor must follow all conditions of Clause 1.04 and is responsible to deal with any missed collections. For example, taking garbage to the Coquitlam Recycling and Waste Centre or covering the cost associated for any missed collection to be rescheduled.

Questions: wastereduction@coquitlam.ca

1.05 FORTIS BC Emergency Protocol

In an emergency, gas pipeline rupture or leak, Contact Fortis BC 24 Hour Emergency Line (1-800-663-9911) and Fire Department (911) immediately and then the City of Coquitlam's Utility Control Centre (604-927-6287).

1.06 Lane Closure Restrictions and Hours of Work

Refer to Appendix A: Traffic Management Detail Specifications.

CONTRACT SPECIFIC NOTATIONS

- 1.07 Schedule of Work** All work under this Contract is to be completed within the designated Contract Duration. The Contractor must provide sufficient resources in a continuous effort and site presence to complete all the work within the allotted time, unless otherwise approved by *Contract Administrator*. As set out in the MMCD the Contractor must provide updates to the construction.
- All construction on Falcon Drive between Guildford Way to Eagleridge Elementary School must be fully completed prior to the first day of school, September 4, 2023. The Contractor must schedule sidewalk installation on Falcon Drive accordingly.**
- 1.09 Precautions** Protect areas under construction from damage caused by excessive erosion, flooding, heavy rains, etc. Repair or replace unprotected damaged areas as directed by the Contract Administrator at no cost to the Owner.
- 1.10 Location of Existing Utilities** The Contractor is responsible to verify the depth and location of all utilities (watermains, storm mains, sanitary mains etc.), including outside agency utilities (i.e. Fortis Gas Mains, Trans Mountain Pipeline, etc.) and service connections (water, storm, sanitary services at the mains and property lines) by hand digging or by Hydro-Vac in the presence of the Inspector.
- Pre-locates must be completed as soon as possible after award of the Contract so changes can be completed by the Engineer prior to site construction. Contact BC One for location of outside agency utilities.
- The contractor will not receive any compensation or allowance for delays if work is halted due to utilities and services connections not located prior to commencing construction.
- City of Coquitlam does not guarantee water, storm or sanitary services connections are perpendicular to the mains or property lines, the Contractor will not receive any compensation for the time to locate these connections or for exposing hidden services at the property lines.
- Payment for this work will be treated as incidental to payment for work described in other Sections.
- 1.11 Manholes and Valves** Access to manholes and valves must be maintained at all time for City utilities crews and external utility companies. In case of an emergency the cost for exposing any buried manhole or valve covers during construction will be paid by the contractor.
- 1.12 Verification of Dimensions and Quantities** Before proceeding with work visit site and check and verify dimensions and quantities. Report variations between drawings and site conditions to the Contract Administrator before proceeding with work.
- 1.13 Site Safety** The Contractor is responsible to ensure the construction site is safe at all times for workers, pedestrians, and vehicle traffic. During non-working hours, the Contractor must ensure that the site has all potentially hazardous areas appropriately identified and protected, and also must provide appropriate signage, lighting, and markings for the direction of vehicle and pedestrian traffic, all to ensure the safety of the public. Supply and use of this equipment is considered incidental to the contract.
- Manhole lids, valve boxes and other appurtenances within the roadway that may present a traffic hazard during construction must be clearly marked for traffic.
- Manhole lids left raised in preparation for paving must have a rubberized protector ring for traffic safety. Supply and use of this equipment is considered incidental to the contract.

CONTRACT SPECIFIC NOTATIONS

2.00 CONSTRUCTION ACTIVITY

2.01 Pavement Markings

The Contractor will be responsible for temporary traffic markings necessary for traffic direction and safety until permanent markings are installed.
The Contractor is responsible for the permanent pavement markings after paving is complete.

2.02 Construction Materials in Sewer Manholes and Pipe

The Contractor is responsible to ensure that construction activities do not deposit construction materials (e.g. gravels) into the storm sewer or sanitary sewer manholes or pipe. The City has a video record of the pipe before construction. Prior to Substantial Performance, the City may again video inspect the lines to ensure no problems exist due to construction activities under this contract. If problems are encountered, the Contractor will be responsible for the cost of the video and all costs associated with the cleaning of the pipe.

2.03 Site Clean-up During Construction and End of Construction

The Contractor will be responsible for the complete clean-up of the work site during construction and at the end of construction and prior to the Substantial Performance review. This work is considered incidental to the Contract.

The work will include cleaning of all catch basins periodically or as directed by the Contract Administrator within the Work area, or nearby location as affected by the Work, to a better condition of the catch basins prior to starting the Work. All cleaning is to be performed by vacuum truck to the satisfaction of the Contract Administrator and will include off-site disposal of waste material.

Payment for this work will be treated as incidental to payment for work described in other Sections.

3.00 MANDATORY MEETINGS AND CONTRACTOR REPRESENTATIVES AND SUBCONTRACTORS

3.01 Pre-Construction Meeting Requirements

After the Award of the Contract, the Contractor (Project Manager and Superintendent) will be required to attend a Pre-Construction Meeting with the Contract Administrator and provide all necessary information required by the Contract Administrator prior to provision of a Notice to Proceed. Items required to be provided at the meeting include:

1. A Detailed Construction Schedule showing the start date, completion date and the durations of major work components showing how all work will be completed within the Contract Duration.
2. Proof of Insurance.
3. Performance Bond and Labour and Materials Payment Bond.
4. WCB Clearance Letter and copy of Notice of Project.
5. City of Coquitlam Business License.
6. A copy of portions of your Health and Safety Plan including the Title Page, Table of Contents, and portion showing latest revision date.

3.02 Contract Schedule, Contract Duration, and Charges

A detailed, realistic construction schedule for this project will be required to be presented at the pre-construction meeting. The schedule must show major components and durations.

All work under this project is to be completed within the designated Contract Duration as contained in the signed **Contract Agreement**, or as formally amended.

3.03 Contract Superintendent and Subcontractors

In compliance with the **MMCD General Conditions, Section 4.7, Superintendent**, the Contractor shall have a competent senior representative, (the "Superintendent") in

CONTRACT SPECIFIC NOTATIONS

FULL TIME attendance at the Place of Work while work is being performed for the duration of the contract.

This (FULL TIME) attendance is also required when work is being performed by Subcontractors.

Work done by Subcontractors is to be directed by the Superintendent and monitored on site ensuring conformance to the Contract Documents and other particular direction to the Superintendent by the Contract Administrator.

The Owner is not responsible for the direction of Subcontractors.

**3.04 Changes of Contractor
Representatives &
Subcontractors**

The Superintendent and Subcontractors indicated in the Form of Tender shall not be changed unless:

1. The Owner requests a replacement.
2. The Contractor submits an application for a change, in writing, to the Contract Administrator with the change being approved in writing.

**3.05 Mobilization and
Demobilization**

Payment for mobilization and demobilization of all equipment, labour and materials (both from the Contractor and all sub-contractors) shall be incidental.

END OF SECTION

1.0 GENERAL

1.3 Submission

Delete 1.3.2 and
replace with the
following

Submit one copy of an accurate project record document in final form (PDF or CAD) prior to applying for Substantial Performance including any video report. Record documents to include changes in the Issued for Construction/Contract Drawings, new elevation and location of all walkways, sidewalks, roadway paving areas, all utilities, manhole rim, catchbasin rim, vaults, valve boxes and inverts affected by the work.

The Contract Administrator will not authorize the release of holdbacks until the record documents have been submitted and accepted.

END OF SECTION

- 1.0 QUALITY**
- The Contractor shall provide a final product conforming to the Contract Documents and the intent of the work.
- The work is to be accurate to the dimensional and tolerance requirements of the contract.
- Payment will be subject to adjustments based on quality assurance tests performed by the Contract Administrator.
- 1.01 Quality Control (QC) by Contractor**
- The MMCD (2009) definition of "Quality Control" is the process by which the Contractor checks specific materials, products, and workmanship to ensure strict conformance with the Contract Documents.**
- The Contractor is fully responsible for quality control of the materials, production, and construction processes.
- Quality control tests shall be performed by the Contractor, at their own expense, to ensure that products meet the contract specifications.
- Failure by the Contractor to conduct adequate quality control testing during production and construction will negate the Contractor's ability to appeal the quality assurance tests used for acceptance/rejection of the work.
- Under no circumstances will QC test results produced after completion of the Quality Assurance (QA) results be considered for appeal purposes.
- Any changes in the Work with respect to the location, grade, or line shall be approved in advance by the Contract Administrator. Failure to notify the Contract Administrator of changes in writing may result in rejection of Work.
- 1.02 Inspection of Work, Quality Assurance, and Material Testing, by the Owner**
- The MMCD (2009) definition of "Quality Assurance" means the process by which the Owner evaluates if the work is being constructed in accordance with the Contract Documents. This definition will be used for this contract**
- The *Contract Administrator* may provide construction review through spot inspections and spot materials testing for Quality Assurance.
- Any materials testing results indicating a non-conformance to the Contract Documents will require construction corrective action by the Contractor.**
- All subsequent testing to corrective action to verify conformance to the Contract Documents will be the full responsibility of the Contractor.**
- Inspection review by the Owner will not relieve the Contractor from providing a product that meets or exceeds the requirements of the Contract Documents.
- 1.1 Inspection**
- Materials testing shall be as described in MMCD General Conditions, Section 4.12 with the following change:
- Delete Section 4.12.2(a) and insert the following:
- Where the MMCD specification clauses for Inspection and Testing indicate the Contract Administrator will arrange for all testing for work described in this section will be amended to read The Contractor will arrange for and pay for all testing for work described in this section. The testing shall take place at the following prescribed rates and as directed by the contract administrator. The contract administrator has the authority to call for testing, up to the rates and frequencies specified, at the Contractors cost.

All testing covered under this item shall be performed by a CCIL certified laboratory and technicians with copies of all test results to be sent directly to the Contract Administrator. Re-testing resulting from failed first tests shall be at the Contractors expense.

1.2 Survey Layout

All Survey Layout will be completed by the Contractor in accordance with the Contract Drawings and Coordinate System set out within them. The Contractor will be provided digital AutoCAD files but shall be responsible to confirm elevations and tie in locations and report any discrepancies prior to construction.

1.3 Testing

Contractor shall carry out inspection and testing (QC) to ensure compliance with Contract Documents. Contractor shall submit test results within one week of testing to the Contract Administrator.

The Contractor shall provide test results prior to the preparation of the payment certificate.

1.4 Contractors Responsibilities

Furnish labour and facilities to:

1. Provide access to work to be inspected
2. Facilitate inspections and tests
3. Make good work disturbed by inspection and tests

1.5 Access to Work

Allow inspection testing agencies access to Work.

1.6 Tests

Test rates and frequencies (excluding failed tests), when not defined in the MMCD or Detail Specifications Sections shall be at the following frequencies:

1. Trench Backfilling and Compaction

- 1.1 Compaction: 1 test / 25 lm / 300mm lift
1.2 Sieve: 1 test / placed material / 50 m³

2. Granular Base

- 2.1 Compaction: 1 test / 500m² / 100mm depth of granular base
2.2 Sieve: 1 test / placed material / 250 TONNES

3. Granular Subbase

- 3.1 Compaction: 1 test/500m² / 300mm depth of granular subbase
3.2 Sieve: 1 test / placed material / 250 TONNES

4. Embankment (Subgrade)

- 4.1 Compaction: 1 test/ 50m² / 300mm depth of fill
4.2 Sieve: 1 test / placed material / 100 TONNES

5. Asphalt

- 5.1 Marshall test: 1 test per 250 TONNES placed, per specified mix, min. 1 / day
ASTM D1559, D3203, C117, C136
5.2 Superpave: 1 test per 250 TONNES placed, min. 1 / day
CAI-SP2, ASTM D3203, C117, C136
5.3 Cores: 1 per 500 m²/lift
5.4 Continuous asphalt density testing during paving.

6. Subgrade Preparation

- 6.1 Compaction & Moisture: 1 test / 500 m²

7. Concrete Tests

- 7.1 Air, Slump & 1 Set Cylinders: 1 test / 10 m³, min. 1 set / day

1.7 Measurement for Payment

Payment for all work performed under this section will be incidental to payment for work described in other Sections

END OF SECTION

1.0	GENERAL	Add 1.0.6	<p>The <i>Contractor</i> is responsible for all temporary traffic control on the streets required for completion of the work. The <i>Contractor</i> will be responsible to provide a Traffic Management Plan (TMP) for approval (5) five working days prior to any lane closures taking place. TMP is to be prepared by a professional certified by the American Traffic Safety Services Association.</p> <p>The TMP shall outline the approach to traffic management, show recognition and minimization of risks indicates signing locations, identify Traffic Control Persons (TCP) stations, show lane shifting and proposed closures.</p> <p>The Contractor is responsible to ensure and maintain all vehicle, cyclist and pedestrian accesses are open at all times. The Contractor may provide temporary accesses if the affected owner agrees. All costs associated with temporary accesses will be at the Contractor's expense.</p>
		Add 1.0.7	<p>A Road and Sidewalk Closure Permit is required from Coquitlam for all work affecting pedestrian and traffic flow related to construction. A permit is required for each specific construction interference with pedestrian and traffic flow. The road and sidewalk closure permit form can be obtained for use from the City's website at http://www.coquitlam.ca. The Contractor must follow the approved TMP. Any changes to this TMP must be submitted to City's Traffic Operations for approval.</p>
		Add 1.08	<p>Refer to Appendix A – Traffic Management Detail Specifications</p>
1.4	Traffic Control	Delete 1.4.1 and replace with the following	<p>The Contractor shall conduct their operations so as to cause the minimum obstruction and inconvenience to traffic and to places of business and residences adjacent to the Place of Work. No greater quantity of work shall be undertaken at any one time than can be properly conducted with due regard to the rights and interests of the public as may be determined by the Contract Administrator.</p> <p>The Contractor is to provide at all times safe and convenient means of approach and entrance to adjoining lanes, driveways, buildings and property both for vehicles and pedestrians to the satisfaction of the Contract Administrator. For this purpose, the shall construct and maintain suitable and safe platforms, approaches, structures, bridges, diversions or other works.</p> <p>Where traffic must cross open trenches, the Contractor shall provide suitable bridges. Where trenches have been backfilled or where road improvements are incomplete the Contractor shall take any steps necessary to prevent potholes or other traffic hazards. Where the Contract Administrator so instructs or where Contract Specifications so require, the Contractor shall provide temporary asphalt patching of such hazards.</p>
		Add 1.4.9.3.1	<p>The <i>Contractor</i>, as required by the <i>Contract Administrator</i> and the City, is to supply Construction Zone information signs (stationary), refer to MMCD 01 58 01 for the required identification signage.</p> <p>The <i>Contractor</i> is responsible for the removal of the signs at the completion of the work.</p>

		Delete 1.4.10.1.3 and replace with the following	When workmen or equipment are employed over travelled way over brow of hills, around sharp curves or at other locations where oncoming traffic would not otherwise have adequate warning.
1.5	Measurement for Payment	Delete 1.5.1 and replace with the following	Payment for all work, unless included in the Schedule of Quantities and Prices, performed under this section will be incidental to payment for work described in other Sections.

END OF SECTION

1.0 GENERAL

1.0.3 Erosion and Sediment Control Supervisor

Add 1.0.3

The Erosion and Sediment Control (ESC) Supervisor is the Qualified Professional who is experienced in implementing ESC Plans and who is responsible for the inspection and monitoring of ESC Facilities to ensure these are installed and maintained in accordance with the ESC Plan, and if necessary, are modified during construction to ensure compliance with the Stream and Drainage System Protection Bylaw No. 4403, 2013.

1.2 Temporary Erosion and Sediment Controls

Delete 1.2.1.1 and replace with the following

Properly drain all portions of the site. Protect the site and the watercourses to which it drains, directly or indirectly, against erosion and siltation in accordance with a Sediment Control Plan under the City of Coquitlam Stream and Drainage System Protection Bylaw No. 4403, 2013 during construction and until the maintenance period is completed. Ensure no silt, gravel, debris or other deleterious substance resulting from construction activity discharges into existing drainage systems or watercourses or onto highways or adjacent property. The *Contractor* is responsible for all damage that may be caused by water backing up or flowing over, through, from or along any part of the work or otherwise resulting from his operations.

Keep existing culverts, drains, ditches and watercourses affected by the work clear of excavated material at all times. When it is necessary to remove or alter any existing drainage structure, provide suitable alternative measures for handling the drainage. Adequately support culverts and drainpipes across trenches to prevent displacement and interference with the proper flow of water due to trench settlement.

Sweep streets, and clean catch basins, manhole sumps, detention tanks, and maintain siltation controls as often as the *Contract Administrator* and the City deems necessary.

Delete 1.2.2.2 and replace with the following

Do not operate construction equipment in watercourses.

Add 1.2.2.9

All work must be carried out during favorable and low water conditions.

Add 1.2.2.10

Any fill used on this project shall be certified inert and from a source which is confirmed to be free of contaminants.

Add 1.2.2.11

All work within a watercourse must be undertaken and completed in isolation of all flowing water to maintain downstream water quality and unrestricted flows.

1.4 Environmental Protection

Add 1.4.3.5

Immediately contain and clean up any leaks and spills of prohibited materials at the *Place of Work*.

Add 1.4.3.6

Ensure that a well-stocked spill kit is on-site at all times and that the *Contractor's* employees are familiar with appropriate spill response techniques. Any spill of reportable quantities must be immediately reported to the Provincial Emergency Program's 24 hour phone line at 1-800-663-3456.

Add 1.4.3.7

Immediately notify the *Contract Administrator* and the City of any leaks or spills of prohibited materials that occur at the *Place of Work*.

ENVIRONMENTAL PROTECTION

		Add 1.4.3.8	Ensure that any fuel stored on-site is located at least 15 metres from the nearest stream, and is placed within a bermed and lined area, in order to prevent leaks or spills into the environment.
		Add 1.4.3.9	All equipment and machinery must be in good working condition (power washed), free of leaks or excess oil and grease. No equipment refueling or servicing shall be undertaken within a minimum of 15 metres of any water course or surface water drainage.
		Add 1.4.3.10	During all phases of the operation, the Contractor shall take precautions to abate nuisance caused by mud or dust by clean up, sweeping, sprinkling with water or dust control, or other means as necessary to accomplish results satisfactory to the Contract Administrator.
1.6	Measurement and Payment	Delete 1.6.1 and replace with the following	Payment for all work, unless included in the Schedule of Quantities and Prices, performed under this section will be incidental to payment for work described in other Sections. These works for Erosion and Sediment Control (ESC) will include silt fencing, interceptor channel/swale/ditch construction, interceptor drain pipe, check dams, catch basin, socks, and all materials to complete the work as shown on the Contract Drawings or as directed by the Contract Administrator
		Add 1.6.2	Payment for this item as directed by the Contractor Administrator includes supply, placement, maintenance, materials, removal and incidentals required for environmental protection.
		Add 1.6.3	Payment for the poly cover or temporary tarps over stock pile materials or exposed road subgrades shall be treated as incidental work.
1.9	Archaeological / Historical Resources	Add 1.9	Immediately cease work and inform the <i>Contract Administrator</i> and the City, if any archaeological or historical resources are encountered during construction. Leave these resources in place and do not disturb them in any way.

END OF SECTION

**1.3 Measurement and
Payment**

Delete 1.3.1 and
replace with the
following

Payment for the installation of 1.2m x 1.2m static construction information signs as shown in Appendix A – Traffic Management Detail Specifications includes supply, placement and removal, and will be incidental to payment for work described in other Sections, unless shown otherwise in the Schedule of Quantities and Prices.

Add 1.3.2

Payment for changeable message signs (CMS) includes supply, placement, communication management and removal as required for traffic and pedestrian safety.

END OF SECTION

1.4	Measurement and Payment	Delete 1.4.3 and replace with the following	Payment for machine placed or hand formed C5 wide base concrete curb includes supply and placing of the concrete curb and gutter, saw cutting, subgrade preparation, granular base, compaction, tie-ins, transitions, and will cover all straight and curve sections and will be made separately for each specified type. Payment for excavation and disposal of excavated material will be made under payment item, 31 24 13S – Roadway Excavation, Embankment & Compaction, in the Schedule of Quantities and Price.
		Delete 1.4.5 and replace with the following	Payment for concrete sidewalks, letdowns, bus shelter pads and infills includes supply and placement of concrete, saw cutting, granular base, subgrade preparation, regrading of sidewalks and driveways for proper tie-in as required, field fit and adjustments, and will be made separately for each specified thickness and type of finish.
		Add 1.4.10	Payment for Detectable/Tactile Warning Surface Tile includes supply and placing of “Access Tile” or “Armor-Tile” (or approved equal) Truncated Dome or Flat Topped Elongated Bars Detectable Warning Tactile Surface, replaceable cast in place - Yellow Color and installation as per the Manufacture’s Specifications.
2.1	Materials	Delete 2.1.5.1 and replace with the following	Hand-formed and hand-placed concrete: Slump: 80 mm Air entrainment: 5 to 8%. Maximum aggregate size: 20 mm. Minimum cement content: 335 kg/m ³ . Minimum 28 day compressive strength: 32 MPa.
		Add 2.1.7	Tactile warning surface tile shall be replaceable cast-in-place style. Truncated domes shall be in square grid pattern with a 5 mm nominal raised height, base diameter of 23 mm and top diameter of 11.5 mm. Dome spacing range shall be between 40 mm – 60 mm. Color of the panel shall be Federal Yellow (Y) per US Federal Standard 595B Table IV, Color No. 335. Minimum size of the panel shall be 600 mm in width by varying lengths, contingent on the application.
3.0	EXECUTION		
3.5	Concrete Placement	Delete 3.5.9 and replace with the following	The <i>Contractor</i> is responsible for adjusting all utility manhole frames and valve boxes, belonging to Coquitlam and/or other agencies that are affected by the road works. All adjustments to utilities must be completed to the satisfaction of the utility owner. Riser rings will not be accepted. The <i>Contractor</i> should note that certain utility owners may decide to complete their own adjustments. The <i>Contractor</i> will be required to cooperate with any utility company providing their own adjustments. The <i>Contractor</i> shall be responsible to contact the appropriate utility company within a minimum of seventy-two (72) hours of the work. No adjustment shall be made without the written approval of the utility company. <u>All manholes must be vertically adjusted a minimum of twenty four (24) hours prior to concrete placement.</u>

3.9 Expansion Joints

Delete 3.9.1 and
replace with the
following

Form transverse expansion joints at both ends of curb returns and at maximum spacing of 9.0 m for sidewalks, 30.0 m of curb and gutter, at each end of driveway crossing, at tangent point of circular work, and on either side of catch basins.

END OF SECTION

SHRUB AND TREE PRESERVATION

1.3	Measurement and Payment	Add 1.3.2	<p>Payment by allowance for Hydro Excavation around existing trees includes all labor, material, equipment, removal and disposal to complete the work as shown on the Contract Drawings or as directed by the Contract Administrator. Payment includes coordinating the work of all locations requiring hydro excavation to maximize the use of the hydro excavation machine and coordination with the Site Arborist.</p> <p>Payment shall be made for the actual cost on a Force Account basis as defined in GC 10.0.</p>
2.0 PRODUCTS			
2.1	Materials	Add 2.1.10	<p>Protective Fencing: Posts - Pressure treated wood 100 mm dia.; Post to be 1.8 m to 2.0m in height at 2.0 m O.C. Snow fence as per Coquitlam Approved Products List; Flagging Tape - 4" Orange glow - 'Tree Retention Area'.</p>
2.0 EXECUTION			
3.1	Existing Trees	Add 3.1.7	<p>The <i>Contractor</i> is responsible to minimize damage to all trees which are to remain.</p>
		Add 3.1.8	<p>The <i>Contractor</i> will be responsible for all claims and costs including the cost of examination by an Arborist, repair, removal and replacement of trees, as required by the Arborist, the <i>Contract Administrator</i> and the City for tree damage where proper notification was not received from the <i>Contractor</i>. Damage will be assessed based on the International Society of Arboriculture Guidelines. The term shall be for a period of one year following the date of Substantial Performance of the <i>Work</i>.</p>
		Add 3.1.9	<p>Place protective fencing/barricades as per Coquitlam Standard Detail Drawings COQ-R26, where identified on the Contract Drawings. <i>Contractor</i> shall maintain fence in good condition during construction</p>
		Add 3.1.10	<p>When work is to be performed inside fenced areas, <i>Contractor</i> shall take care to avoid damage to existing vegetation. Work to be done inside areas of existing vegetation to be retained includes:</p> <ol style="list-style-type: none"> .1 Removal of isolated trees as directed by the <i>Contract Administrator</i> and the City. .2 Selective pruning and tree removal at edges to create tidy and well-shaped forest edge. .3 Placing planting soil and planting of trees.
		Add 3.1.11	<p>Do not park, service or fuel vehicles within the vegetation retention areas.</p>
3.4	Pruning	Add 3.4.2	<p>Do not cut roots or branches of retained trees without approval of the <i>Contract Administrator</i> and the City.</p>

END OF SECTION

1.8 Measurement and Payment

Delete 1.8.4 and replace with the following

Payment under this item will only apply to removal of the components included in this item under a separate operation as shown on the Contract Drawings or as directed by the Contractor Administrator. No payment will be made under this item for removal of these components as part of the operation for common excavation, and such removal will be treated as common excavation.

Payment will be made at the respective unit prices bid in the Schedule of Quantities and Prices and will include all labour, and equipment required to complete the work, including saw cutting and offsite disposal. It is the responsibility of the contractor to locate and verify all utilities.

Delete 1.8.5 and replace with the following

Payment for Common Excavation includes:

1. Unless noted in the Schedule of Quantities and Prices as removal in square meters, common excavation will be measured in cubic metres calculated from measurements taken by the Contract Administrator in the areas of excavation.
2. Cross-sections will be taken after clearing and grubbing and after stripping of existing topsoil immediately prior to excavation of material to be incorporated into work.
3. Where determined by the Contract Administrator that truck box volume will be used to determine excavation quantities the volume per load shall be determined using full truck load volumes. The following is to be used for payment:

Truck Type	Material Type	Volume (cu.m.)
Tandem	ordinary material	7
Tandem	asphalt/concrete/pipe	4
Triaxle	ordinary material	8
Triaxle	asphalt/concrete/pipe	5
Tandem and Pony	ordinary material	11
Tandem and Pony	asphalt/concrete/pipe	7.5
Triaxle and Pony	ordinary material	13
Triaxle and Pony	asphalt/concrete/pipe	9
Tandem and Transfer	ordinary material	19
Tandem and Transfer	asphalt/concrete/pipe	13

4. Contractor to provide truck slips detailing location type of common excavation, time loaded and location of dump site. The slips are to be given to Contract Administrator by the end of shift or Contract Administrator can deny quantities subsequently submitted.
5. Payment for on-site re-use includes excavation, transport, temporary stockpiling, placement, compaction, boning, adjustment of moisture content, spreading and grading of material anywhere on site or within the work zone, as needed, to establish the roadway & pathway cross-section.

Payment will be made at the respective unit prices bid in the Schedule of Quantities and Prices and will include all labour, and equipment required to complete the work, including saw cutting and offsite disposal. It is the responsibility of the contractor to locate and verify all utilities.

Delete 1.8.10 and
replace with the
following

Payment for replacement of areas of unsuitable granular base, granular subbase, and/or sub-grade revealed during proof rooling will include excavation with off-site disposal, supply and compaction of granular base material and all remedial work required to achieve a suitable base. Payment will be based on the cubic metre volume removed, measured as described in 1.8.5.

Payment includes all applicable works described in 1.8.5.

2.0 PRODUCTS

2.2 Specified Materials

Delete 2.2.1.3

Pit Run Sand.

Delete 2.2.1.4

River Sand.

Delete 2.2.2

END OF SECTION

GRANULAR BASE

1.4	Measurement and Payment	Delete 1.4.1 and replace with the following	Measurement for granular base of variable thickness will be for actual quantity placed based on weigh tickets provided to Contract Administrator as loads are delivered.
		Delete 1.4.2 and replace with the following	Measurement for granular base for each specified thickness will be for the actual area placed.
		Delete 1.4.3 and replace with the following	Payment for Subsection 1.4.1 & 1.4.2 above includes supply, placement and compaction of granular base material, adjustment of moisture content, and boning to establish the road cross-section, shall be included in the unit price bid in the Schedule of Quantities and Prices.
2.0	PRODUCTS		
2.1	Granular Base	Add 2.1.1.3	25 mm minus crushed gravel conforming to the gradation specifications for Collector/Arterial Roads under Section 31 05 17S – 2.10.3.
3.0	EXECUTION		
3.5	Proof Rolling	Delete 3.5.1 and replace with the following	For proof rolling, use fully loaded single axle, to 80 KN (18, 000 lb) minimum, dump truck.
		Add 3.5.7	<p>Prior to paving with asphalt concrete, the base surface shall be checked by the <i>Contract Administrator</i> and the City, for deflections utilizing a Benkelman Beam, in order to insure that the final rebound requirements can be obtained with the asphalt pavement. In the event that such deflection is in excess of those required to produce the final standards, then the base shall be adequately strengthened by additional gravel or asphalt concrete to insure that final deflections as follows are not exceeded.</p> <p>The Benkelman spring rebound value of the completed pavement surface shall not at any point exceed 0.75 mm for arterial industrial roads and lanes, 1.15 mm for collector roads, and 1.5 mm for local roads and lanes as determined in the procedures outlined in the Transportation Association of Canada publication "Pavement Management Guide."</p>

END OF SECTION

HOT-MIX ASPHALT CONCRETE PAVING

1.0 GENERAL

1.4 Submission of Mix Design

Delete 1.4.1 and replace with the following

Submit asphalt concrete mix design, including RAP content and trial mix test results to Contract Administrator for review at least two weeks prior to commencing work.

1.5 Measurement and Payment

Delete 1.5.1 and replace with the following

Payment for asphaltic concrete paving includes all construction joint preparation, surface milling to tie into existing asphalt, saw cutting, supply and placing of the asphaltic concrete, compaction and cleaning frames, covers and lids of castings affected and taped temporary pavement markings.

Measurement for asphaltic concrete paving for the specified design mixes will be made at the respective unit prices bid in the Schedule of Quantities and Prices and incorporated into Work will be asphalt concrete actually based on weigh tickets provided to the Contract Administrator as loads are delivered. Payment includes submission of tickets as loads are delivered. Tickets not submitted within 72 hours of load delivery to site will not be paid.

The contractor will not receive any additional compensation above the respective unit prices bid in the Schedule of Quantities and Prices for Hand Work, Special Equipment & Machinery to complete the Hot Mix Asphaltic Paving Work as shown on the Contract Drawings or as directed by the Contract Administrator.

For measurement and payment purposes, Contract Administrator may calculate payment on actual area paved to the thickness specified in in the Schedule of Quantities and Prices and as shown on the Contract Drawings.

Delete 1.5.3 and replace with the following

Payment for machine/hand placed asphaltic concrete driveways, ramps and bike paths includes all construction joint preparation, tie-in to curb, tie-in to new or existing asphalt, saw cutting, supply and placing of the asphaltic concrete, compaction, cleaning frames, covers and lids of castings affected.

Measurement for asphaltic concrete paving for the specified design mixes will be made at the respective unit prices bid in the Schedule of Quantities and Prices will be made for asphalt concrete actually based on weigh tickets provided to the Contract Administrator as loads are delivered. Payment includes submission of tickets as loads are delivered. Tickets not submitted within 72hours of load delivery to site will not be paid.

Payment for this item includes all applicable materials, specifications and work described in 1.5.1.

Add 1.5.9

The Contractor or the Owner may request adjustment of the unit prices submitted for Asphalt Pavement if the Composite Rack Posting (CRP) varies by more than 5.0% from Tender Closing Date to the time the asphalt paving is actually performed. The CRP is a composite of the available Rack Postings for PG 64-22 FOB Langley BC. Requests for asphalt pavement unit price adjustment must be made prior to commencing asphalt paving. Payment for asphalt paving performed prior to a request for price adjustment will be made at the unit price submitted. Unit prices will be increased or decreased as applicable using the following formula:

Adjustment = (CRP work - CRP tender) x ACvolume Adjustment is the amount in dollars per tonne the unit price is modified. CRPwork is the CRP at the time paving is performed. CRP tender is the CRP at the Tender Closing Date. AC volume is the mixture design percent asphalt content, by volume.

1.6	Inspection and Testing	Add 1.6.3	Test cores are to be taken in the areas of new paving and will include cores along construction joints to ensure compliance with the required design and compaction.
2.0 PRODUCTS			
2.1	Materials	Add 2.1.2.1	Usage of recycled asphalt shingles or any other materials not specified in the Contract Documents will not be permitted.
		Add 2.1.2.2	Usage of softening agents, rejuvenators, or recycling agents will not be permitted.
2.2	Mix Design	Delete 2.2.2 and replace with the following	Mix may contain up to a maximum of 10 % by mass of RAP for Upper Course Asphalt and 15 % by mass of RAP for Lower Course Asphalt without a special mix design. The <i>Contract Administrator</i> and the City may approve higher proportion of RAP if <i>Contractor</i> demonstrates ability to produce mix meeting requirements of the specification.
		Delete 2.2.3.2 Marshall Stability and replace with the following	Marshall Stability at 60°C for both lower and upper courses to be 10 KN min.
3.0 EXECUTION			
3.3	Preparation	Delete 3.3.3 and replace with the following	<p>The <i>Contractor</i> is responsible for adjusting all utility manhole frames and valve boxes, belonging to Coquitlam and/or other agencies that are affected by the road works. All adjustments to utilities must be completed to the satisfaction of the utility owner. Utility adjustment within the paved surface will be considered incidental to the <i>Work</i> unless otherwise noted in the <i>Contract Documents</i>.</p> <p>The <i>Contractor</i> should note that certain utility owners may decide to complete their own adjustments. The <i>Contractor</i> will be required to cooperate with any utility company providing their own adjustments.</p> <p>The <i>Contractor</i> shall be responsible to contact the appropriate utility company with in minimum of seventy-two (72) hours of the work. No adjustment shall be made without the written approval of the utility company.</p> <p><u>All manholes must be vertically adjusted a minimum of twenty-four (24) hours prior to paving.</u> The use of riser rings for adjusting manhole frames and value boxes will not be permitted.</p>
3.7	Joints	Delete 3.7.5 and replace with the following	Construct butt joints at locations as shown on the <i>Contract Drawing</i> and as directed in the field by the <i>Contract Administrator</i> and the City.

END OF SECTION

PAINTED PAVEMENT MARKINGS

1.0 GENERAL

1.2 Scope

Delete 1.2.1 and replace with the following

Pavement Markings: Miscellaneous taped temporary and permanent pavement paint markings including pedestrian crosswalk, merge and diverge markings, stop lines, solid and broken line road lane markings including edge lines of merge and diverge markings, bike symbols, etc. to be provided as shown on the *Contract Drawing*.

1.5 Measurement and Payment

Delete 1.5.2 and replace with the following

All permanent markings shall be marked with thermoplastic road markings as specified under Section 32 17 23S, 2.1 Materials, unless shown otherwise in the Schedule of Quantities and Prices.

Delete 1.5.3 and replace with the following

The lump sum payment for permanent thermoplastic pavement markings covers supplying all materials and completing all the permanent thermoplastic pavement markings necessary to provide markings as shown on the Contract Drawings.

NOTE: PAYMENT FOR PERMANENT THERMPOPLASTIC PAVEMENT MARKINGS WILL NOT BE MADE UNTIL ALL TEMPORARY PAVEMENT MARKINGS AND REFLECTIVE DEVICES HAVE BEEN REMOVED.

Delete 1.5.4 and replace with the following

Payment for signage is on a lump sum basis and includes all sign poles, bases, sleeves, sign relocations and sign installations (complete). The City will supply all sign tabs as required.

.1 Installation of each new sign pole, cap, sleeve and trapezoidal base includes all costs to supply all materials, labour and equipment and incidentals necessary to the sign structure as shown on the Contract Drawings and as directed by the Contract Administrator.

.2 Installation of each sign on a lamp standard pole or sign pole includes sign mount clamps and all costs to supply all materials, labour and equipment and incidentals necessary to install each sign as directed by the Contract Administrator.

Add 1.5.5

Payment for steel flex delineators complete with object marker reflective tape includes supplying all materials, labour and incidentals required to mount delineators on high profile parking curbs as shown in the Contract Drawings and Specification Sheet. Payment will be made for each delineator installed.

2.0 PRODUCTS

2.1 Materials

Delete 2.1.1 and replace with the following

All permanent paint markings shall be marked with thermoplastic manufactured by LAFRENTZ Road Markings, HITEX North America (HiBrite Extrude Thermoplastic), or ENNIS-FLINT (Extruded Thermoplastic).

Delete 2.1.6 and replace with the following

Pavement Markings:

Delete 2.1.7 and replace with the following

Thermoplastic material

.1 Material composition shall be at the discretion of the manufacturer subject to the approval of the Contract Administrator and the City. Each formulation shall be identified by a code number.

- .2 No retained water when tested by ASTM D-570.
- .3 Specific gravity of the supplied product shall be within 3 % of that specified for the selected formulation.
- .4 Material shall not deteriorate upon contact with deicing chemicals, gasoline, diesel fuel or grease dropped by traffic.
- .5 Material shall not break down, deteriorate, scorch or discolour, if held within the application temperature range specified by the manufacturer for a period of four hours and it must be able to be reheated from room temperature to the application temperature four (4) times without showing any of these detrimental effects.
- .6 When applied at the temperature recommended by the manufacturer and at a film thickness of 2 to 4 mm, the material shall set solid and show no tracking under traffic after elapsed times as follows:
 - .1 Two (2) minutes at an air temperature of 10° C, relative humidity less than 75 %, and road surface temperature from 10° C to 20° C.
 - .2 Five (5) minutes at an air temperature of 32° C, relative humidity less than 75 %, and road surface temperature from 35° C to 50° C.
 - .3 The drying time under conditions intermediate between the two air temperatures shall be interpolated using a straight line model.
- .7 The quantity, type, and gradation of the component reflecting glass spheres premixed in the thermoplastic material shall be at the discretion of the manufacturer, but shall provide retroreflection levels specified below.

Add 2.1.11

Green Surface Treatment:

- .1 Material approved shall be "Traffic Patterns" thermoplastic by Ennis-Flint or MMA (Methyl Methacrylate).
- .2 The MMA Skid Resistant Material shall meet the following requirements:
 - .1 Be Ultra-Violet Stable.
 - .2 Be ISO Certified Durable Road Marking Material.
 - .3 Utilize 0.5mm – 1mm aggregate within the MMA to create skid resistance of 49 BPN.
 - .4 Green Colour (Pantone #) to be approved prior to application.
- .3 Product details and specification to be submitted to *Owner* for Final Approval.

3.0 EXECUTION

Add to 3.3.1.3

Temporary raised pavement markings (TRPMs) are to be provided on all collector and arterial roadways as directed by the *Contract Administrator* and the City.

3.3 Application

Delete 3.3.3.3 and replace with the following

Thermoplastic material shall be heated in the melter to a temperature of 382 °F.

END OF SECTION

1.0	General Requirements	Delete 1.0.1 and replace with the following	<p>.1 Section 32 91 21 refers to those portions of the <i>Works</i> that are unique to the supply, placement and finish grading of <i>Growing Medium</i>. This section must be referenced to and interpreted simultaneously with all other sections pertinent to the <i>Works</i> described herein.</p> <p>For the purpose of this specification, the term "<i>Growing Medium</i>" shall mean a soil produced offsite by homogeneous blending of mineral particulates, micro-organisms and organic matter which provides suitable medium for supporting intended plant growth and the term "<i>Topsoil</i>" shall mean on-site native or surface soil material which may be used as <i>Growing Medium</i> provided it meets standards set for imported material <i>Growing Medium</i> and can be modified to meet the requirements set out for specified <i>Growing Medium</i>.</p>
		Add 1.0.3	<p>.3 For the purpose of this specification, the term '<i>Soil-Testing Laboratory</i>' shall mean an independent laboratory, recognized by the landscape nursery industry, with the experience and capability to conduct the testing indicated and that specializes in types of tests to be performed.</p>
1.4	Measurement and Payment	Delete 1.4.1 and replace with the following	<p>Payment includes supply and installation of growing medium, boulevard tree trench and imported top soil that is free from any noxious weeds, fungal growth, mushroom, and any contaminants, and as described in the Schedule of Quantities and Proces. Payment will be made separately and includes supply of material, on-site handling, preparing the landscape area subgrade, placing, grading, raking, compacting top soil and application of fertilizers.</p> <p>Payment for growing medium boulevard tree planting trench includes excavation, disposal of excavated and unsuitable material, backfill and growing medium.</p> <p>Payment for imported top soil will be for actual volume placed onsite at specified thickness.</p>
1.5	Inspection and Testing	Delete 1.5 and replace with the following	<p>.1 The <i>Contractor</i> is responsible for testing imported <i>Growing Medium</i> and all related cost incurred. Testing shall be carried out by an approved <i>Soil Testing Laboratory</i>.</p> <p>.2 The sample analysis shall be of tests done on the proposed <i>Growing Medium</i> from samples taken at the supply source within a minimum of 14 days in advance of <i>Growing Medium</i> placement. Allow 7 days for soil testing by the laboratory for each sample. The sample shall be picked up by the <i>Soil Testing Laboratory</i> from the supply source. The <i>Growing Medium</i> sample shall be a composite of at least three (3) samplings for the proposed source and shall be at least one (1) litre in volume.</p> <p>.3 Forward a copy of all test results directly to the <i>Contract Administrator</i> and the City for review. The analysis shall outline the testing laboratory's required amendments such as sand, organic matter, fertilizers and lime to achieve adequate growing conditions.</p>

TOP SOIL AND FINISH GRADING

- | | |
|--|--|
| <p>1.6 Product Handling Add 1.6</p> | <ul style="list-style-type: none"> .4 The <i>Contractor</i> shall not deliver any <i>Growing Medium</i> to the site until the test results have been reviewed and approved by the <i>Contract Administrator</i> and the City. .5 All submitted soil analysis must be dated and include supplier name and phone number, project location and submitted to <i>Contract Administrator</i> and the City for approval prior to commencing work. Soil analysis shall include measurements of: <ul style="list-style-type: none"> .1 Percent sand, fines, silt and clay .2 Organic matter to 100% .3 pH, acidifying additive required to achieve noted herein .4 Water soluble salts .5 Total carbon to nitrogen ration .6 Total nitrogen and available levels of phosphorus, potassium, calcium & magnesium .6 At the discretion of the <i>Contract Administrator</i> and the City submit up to two (2) additional samples, at intervals outlined by the <i>Contract Administrator</i> and the City, of <i>Growing Medium</i> taken from material delivered to the site. Samples shall be taken from a minimum of three (3) random locations and mixed to create a single uniform sample of testing. Results of these tests shall be forwarded to the <i>Contract Administrator</i> and the City for review. .7 The <i>Contractor</i> is responsible for soil analysis and requirements for amendments to supply <i>Growing Medium</i> as specified. Failure to satisfy these contractual requirements could result in the <i>Contractor</i> being required to remove unacceptable <i>Growing Medium</i> at their expense. .8 Notify the Contract Administrator at least forty-eight (48) hours prior to <i>Growing Medium</i> placement for inspection. .9 Refer to General Conditions, Clause 4.12 Tests and Inspections. |
| <p>2.0 PRODUCTS Delete 2.0 and replace with the following</p> | <ul style="list-style-type: none"> .1 All materials to be handled and adequately protected to prevent damage. Do not handle <i>Growing Medium</i> in an excessively wet, extremely dry, frozen condition or in any manner in which structure may be adversely affected. <i>Growing Medium</i> whose structure has been damaged by handling under these conditions shall be rejected and shall be replaced by the <i>Contractor</i> at their expense. .2 Stockpile materials in bulk form in paved areas or in pre-approved areas of the site. Provide additional protection of storage under roof or tarpaulins. .3 Take all precautions to prevent contamination of <i>Growing Medium</i> and amendments from windblown soil particles, weed seeds and from insects. Contamination of the <i>Growing Medium</i> and amendments may result in their rejection for use. .4 Store fertilizer and chemical amendments in the manufacturer's original containers. .5 All <i>Growing Medium</i> shall be delivered to site <u>premixed</u> from a recognized <i>Growing Medium</i> source ensuring consistency throughout the mix. |
| <p>2.1 Materials</p> | <ul style="list-style-type: none"> .1 <i>Growing Medium</i> Preparation |

- .1 Shall be prepared from Compost Material with Sand and other Soil Amendments as required to meet the specifications herein.
- .2 Ensure commercial processing and mixing of *Growing Medium* components are done thoroughly by a mechanized screening process. Do not mix the components by hand. Ensure the resulting product is a homogeneous mixture having the required properties throughout free of stones 25 mm or larger in any dimension, woody plant parts, toxic materials, foreign object and other extraneous materials harmful to plant growth. Provide composted soil free from crabgrass, couch grass, equisetum, convolvulus, or other noxious weeds or seed or parts thereof.

.2 Inorganic Soil Amendments

- .1 Sand: Imported pit sand or river pump sand, free of impurities, chemicals, horsetails, and other noxious weeds. The saturation extract electrical conductivity of salinity shall not be greater than 3.0 millimhos/cm at 25 degrees C.

<u>Sieve Size (mm)</u>	<u>Percent passing (%)</u>
4.75	95-100
0.50	0-40
0.050	0-5

- .2 Fertilizers: Uniform in composition, free flowing and dry, granular, pill form, or pelleted commercial product with 50% of total nitrogen (if applicable) derived from natural organic material in a slowly available form delivered in unopened water proof containers with the manufacturer's guaranteed N-P-K analysis, type and trade name attached to each container. The planting soil test results will specify a formulation and application rate to achieve the levels of nitrogen, phosphorous and potassium required. Fertilizer to meet the requirements of the Canada Fertilizer Act.

- .1 Lime: ASTM C 602, agricultural limestone containing a minimum 80 percent calcium carbonate equivalent and as follows:

- .1 Class: Class T, with a minimum 99 percent passing through No. 8 (2.36 mm) sieve and a minimum 75 percent passing through No. 60 (0.25 mm) sieve.
- .2 Provide lime in form of dolomitic limestone.

- .3 Perlite: Horticultural perlite, soil amendment grade.

.3 Organic Soil Amendments

- .1 Compost: Well-composted, stable, and weed-free organic matter, pH range of 5.5 to 8; moisture content 35 to 55 percent by weight; 100 percent passing through 25 mm sieve; soluble salt content of 5 to 10 decisiemens/m; not exceeding 0.5 percent inert contaminants and free of substances toxic to plantings; and as follows:

- .1 Organic Matter Content: 50 to 60 percent of dry weight containing no cedar, redwood, wood or bark.
- .2 Colour: dark brown to black in colour.

- .2 Peat:

- .2 Supplier of Bark Mulch shall be as per the Coquitlam Approved Products List.
- .3 Dark brown in colour and free of all soil, stones, roots or other extraneous matter, and free of weeds, seeds and spores.

2.7 Growing Medium Properties for Different Applications

Properties	Low Traffic Lawn Areas, Trees and Large Shrubs	High Traffic Lawn Areas	Planting Areas, Planters Shrubs & Groundcover
Texture: Particle size classes by Canadian System of Soil Classification	Percent of Dry Weight Mineral Fraction (%)		
Gravel (greater than 2 mm less than 75 mm)	0-10	0	0
Sand (greater than 0.05 mm and less than 2 mm)	50-70	80-90	50-70
Silt (larger than 0.002 mm and less than 0.5 mm)	10-30	5-20	10-30
Clay (less than 0.002 mm)	7-20	2-5	7-20
Organic Content Percent of Dry Weight	5-10	3-5	25-30
Drainage Minimum saturated hydraulic conductivity (cm/hr) in place	2.0	7.0	2.0
Acidity (pH)	6.0-6.5	6.0-6.5	5.0-6.0

2.8 Miscellaneous Products

- .1 Root Barrier: 400x610 mm linear root barrier, copolymer polypropylene, 50% recycled plastic, black in colour. Supplier of Root Barrier shall be as per the Coquitlam Approved Products List.
- .2 Construction Adhesive shall be as per the Coquitlam Approved Products List.
- .3 Drain Mat: Light duty, uv stable, impermeable cusped core bonded to a layer of non-woven filter fabric with the following minimum properties:
 - .1 Compressive Strength -718 kN/m2 as per ASTM D-1621
 - .2 Flow Rate – 188 l/min/Metre as per ASTM D-4716
 - .3 Approximate profile thickness of 10 mm.
 - .4 Supplier of Drain Mat shall be as per the Coquitlam Approved Products List.
- .4 Filter Fabric: Install root barriers in accordance with manufacturer's reviewed installation instructions where indicated on reviewed drawings with vertical root directing ribs facing inwards towards trees or plants; connect panels together as required.
 - 1. Supplier of Filter Fabric shall be as per the Coquitlam Approved Products List.

- .5 Drain Rock: Shall consist of clean round stone or crushed rock. Acceptable material includes 19 mm drain rock or torpedo gravel conforming to the following gradations.

Sieve Designation	Percent Passing	
	Coarse	Fine (Torpedo gravel)
25 mm	100	
19 mm	0-100	
9.5 mm	0-5	100
4.75 mm	0	50-100
2.36 mm		10-35
1.18 mm		5-15
0.60 mm		0-8
0.30 mm		0-5
0.15 mm		0-2

2.9 Structural Soil

- .1 Soil stabilizer shall be friable, containing a minimum of 4% and maximum of 6% organic matter by dry weight, free from stones and debris over 30 mm. Acidity (ph.) shall be in the range 5.5-7.5. Carbon to nitrogen ratio shall not exceed 40:1, and salinity shall not exceed 3.0 milliohms at 25 deg C. Gravel greater than 2 mm shall not exceed 10% of total weight.
- .2 Supplier of Structural Soil shall be as per the Coquitlam Approved Products List.
- .3 *Growing Medium* to be a gap-graded mixture.
- | | | |
|----|--|-----------------------|
| .4 | Texture of Growing Media | Percentage of mixture |
| | Gravel: greater than 2 mm-less than 75 mm | 0% |
| | Sand: greater than 0.0 5mm-less than 2 mm | max 60% |
| | Silt: greater than 0.002-less than 0.0 5mm | max 35% |
| | Clay: less than 0.002mm | max 15% |
| | Clay and silt combined | max 40% |
| | Acidity (pH) | 6.0-7.0 |
| | Drainage: minimum saturated hydraulic Conductivity (cm/hr) in place | 3.0 |
| | Salinity: saturated extract conductivity shall not exceed at 25 degC | 3.0 milliohms/cm |
| | Organic content: percent of dry weight | 8-12% |
- 5 Stone ballast: Clean inert stone of high angularity is preferred over washed gravel. Stone dimension aspect ratio should be 1:1:1 with a maximum 2:1:1 length: width: depth. Single size stone, 60 mm-75 mm clear sieve designation: Blasted Quarry Rock. Aggregate to be used for structural soil shall be free of any foreign elements or material.
- .6 Structural Geotextile
Shall be installed as a structural filter layer directly above the compacted structural soil mixture. Do not install fabric until adequate compaction of the structural soil mixture has been confirmed. Filter fabric shall be selected and deigned to

withstand wear and tear during construction without deterioration of its strength and filtering properties.

- .1 Supplier of Geotextile shall be as per the Coquitlam Approved Products List.
- .7 Ground dolomite limestone containing no less than 85% of its total weight as calcium carbonate and magnesium carbonate shall be used to control ph level. The degree of grind for the limestone shall allow 100% of the total weight to pass a #10 (2 mm) sieve, 90% to pass a #18 (1 mm) sieve and 20% to pass a #40 (0.105 mm) sieve. Spread-easy fertilizer shall be used as a slow release fertilizer source of calcium and magnesium.
- .8 Mixing of structural soil:
Blend as per following ratios:
 - .1 5 metric tones (MT) of aggregate
 - .2 1 cubic meter of growing media
 - .3 2 kg soil stabilizer
- .9 Moisten mixture with fine spray of clean potable water while mixing to activate soil stabilizer product. Do not over mix. Place mixture in 300 mm lifts through entire area of structural soil mixture. Compact each lift to 95% MPD prior to placement of next lift. Install filter fabric such to ensure a minimum of 60 cm overlap of all fabric seams and beyond edge of structural soil.

3.0 EXECUTION

3.2 Preparation of Subgrade

Delete 3.2.4 and replace with the following

Remove debris, roots, branches, stones in excess of 50 mm diameter and other deleterious materials, soil contaminated with calcium chloride, toxic materials and petroleum products, and debris which protrudes more than 25 mm above the surface. Dispose of all removed material off site to approved offsite disposal area at no additional cost to the *Owner*.

Delete 3.2.5 and replace with the following

Course cultivate entire area which is to receive *Growing Medium* to depth of 250mm. Cross cultivate those areas where equipment used for hauling and spreading has compacted soil.

Add 3.2.6

Grade transitions shall be smooth and even and shall blend into surrounding areas as determined by the *Contract Administrator* and the City.

Add 3.2.7

Provide erosion-control measures to prevent erosion or displacement of soils and discharge of soil-bearing water runoff or airborne dust to adjacent properties and walkways.

3.3 Processing Growing Medium

Add 3.3.4

Growing Medium shall be imported and stockpiled on site in a location approved by the *Contract Administrator* and the City.

- .1 Carry out stock piling operation such that the *Growing Medium* structure is not compromised through compaction, vibration or other actions.
- .2 Stock piled *Growing Medium* shall be protected from rain, drying and contaminants.
- .3 *Growing Medium* shall be free of subsoil, pests, roots, wood, construction debris, undesirable grasses including crabgrass or couch grass, noxious or weeds and weed seeds or parts thereof foreign objects and toxic materials. Presence of these contaminates shall be grounds for rejection of *Growing Medium* and replacement at no cost to the *Owner*.

TOP SOIL AND FINISH GRADING

3.4	Placing Growing Medium	Delete 3.4.2 and replace with the following	Place <i>Growing Medium</i> to the required finished grades with adequate moisture, in uniform lifts of 100 mm to 150 mm compacted to 80 MPD during dry weather, over dry, unfrozen <i>Sub Grade</i> where planting is indicated free of any standing water.
		Delete 3.4.5 and replace with the following	Minimum depths after settlement and 80% compaction: .1 Trees pits: 900 mm .2 Shrub beds: 450 mm .3 Ground cover areas: 300 mm .4 Lawn areas: 300 mm .5 Blvd. areas: 150 mm
		Add 3.4.6	Increase sand content to 90% in the planting soil below lawns where heavy wear by pedestrians or maintenance equipment is anticipated. Increase sand content in a 1.5m wide strip at the bottom of swales, banks or other wet areas and as directed by the Landscape Architect. On steep south or west facing banks, reduce sand content in lawns and planting beds to 50 - 60% for better moisture retention.
3.5	Applying Fertilizers	Delete 3.5 and replace with the following	.1 Addition of amendment components shall be at the rates indicated in the <i>Growing Medium</i> analysis recommendations via the following methods: .1 Lime: Applied with mechanical spreaders over entire planting areas and contained planters. .1 Do not apply by hand. .2 Mix thoroughly into the top 100 mm of <i>Growing Medium</i> . .3 Do not allow lime to come into direct contact with nitrogen - phosphate - potash fertilizers. .2 Fertilizer: Applied with mechanical spreaders over entire planting areas and contained planters. Do not apply by hand. Do not mix into <i>Growing Medium</i> .
3.6	Finish Grading	Delete 3.6.1 and replace with the following	Manually fine grade <i>Growing Medium</i> installation to contours and elevations shown on drawings or as directed by <i>Contract Administrator</i> and the City. Eliminate rough spots and low areas to ensure positive drainage.
		Add 3.6.3	<i>Finish Grade</i> of <i>Growing Medium</i> shall be 25 mm from finished elevation of adjacent curb or planter wall unless otherwise noted on drawings.
3.9	Clean-up	Delete 3.9 and add the following	.1 Ensure all paved areas, tops of planters, adjacent surfaces have been thoroughly cleaned. Ensure all discoloration of adjacent surfaces as a result of <i>Growing Medium</i> installation have been removed. .2 Dispose of materials not required and repair any damage to adjacent surfaces (as determined by the <i>Contract Administrator</i> and the City) off site at no additional cost to the <i>Owner</i> .
3.10	Weed Control	Add 3.10	.1 Ensure all weeds and weed roots that have germinated during the course of work of this section have been eliminated from <i>Growing Medium</i> . .2 Provide the City Representative and Consultant with a written outline of weed removal methodology seven (7) days prior to starting weed removal operations.

3.11 **Structural Soil** Add 3.11 .1 Refer to 2.9 in this specification and as shown on the Contract Drawings.

END OF SECTION

SODDING

1.0	GENERAL	Delete 1.0.2 and replace with the following	This section is based on the "British Columbia Landscape Standards and the B.C. Nursery Trades Association. This standard is intended to set a level of quality which is equalled or bettered in the construction documents.
1.4	Handling and Storage	Delete 1.4.3 and replace with the following Delete 1.4.4 and replace with the following	Schedule sod deliveries such that sod installation occurs within twenty-four (24) hours of being lifted from the source sod farm. Sod shall be neatly stacked or rolled at the source sod farm, delivered and unloaded on sturdy pallets which are no more than 3 pallets high.
1.5	Drainage Control	Delete 1.5.1 and replace with the following	Provide for proper water management and drainage of site during work of this section. Water management shall include silt traps, erosion control measures, temporary water collection ditches, as well as their adequate maintenance to ensure that storm water which may become laden with soil, growing medium or hydraulic seed is detained and cleaned prior to discharge from <i>Place of Work</i> .
1.6	Samples	Add 1.6.2 Add 1.6.3 Add 1.6.4	Submit one (1) square meter of sod to the <i>Contract Administrator</i> and the City for review. Ensure sample is complete with name of sod farm, base soil type, seed mix percentage. <i>Contract Administrator</i> and the City shall review sod sample for approval prior to installation. The sample accepted by the review will form the standard by which the project will be supplied. Should the <i>Contractor</i> require the source of sod supply to change during the construction a written request must be provided to the <i>Contract Administrator</i> and the City 48 hours in advance. The request shall be followed up by submission of proposed sod substitution sample and include the name of sod farm, base soil type, seed mix percentage for <i>Contract Administrator</i> and the City review prior to the delivery.
1.8	Measurement and Payment	Delete 1.8.1 and replace with the following	Payment for nursery sod includes supply and placing of sod as shown on the Contract Drawings or as directed by the Contract Administrator and grass maintenance to meet Conditions of Total Performance. Payment includes protection from damage caused by any living creature.
2.0	PRODUCTS		
2.1	Sod	Delete 2.1.1 and replace with the following Add 2.1.1.1 Add 2.1.1.2	Sod to be approved by the <i>Contract Administrator</i> and the City and to be nursery grown, true to type, conforming to standards of nursery Sod Growers' Association and their Nursery Sod Specifications. Sod to be quality, cultured turf grass grown from seed approved by Canada Department of Agriculture, free of disease, clovers, stones, pests and debris. Nursery sod: .1 Shall be No. 1 Premium grade and contain only species of grass indicated on the supplier's certificate. .2 Sod shall be 'non-netted'

Table Guideline of Approved Sod Mix Ratios

Supreme Soil Base Sod	
(Elka II) Perennial Ryegrass	40%
(Shamrock) Kentucky Bluegrass	30%
(Cindy) Chewing Red Fescue	30%

SODDING

Seed Rate: 50g per square metre	
---	--

		Add 2.1.8	All sod shall be completely free of invasive and/or noxious broadleaf weeds, grasses including but not limited to poa annua, disease, fungi, detrimental nematodes and detrimental insects.
2.2	Water	Delete 2.2.1 and replace with the following	Potable, free of impurities that would inhibit seed germination. <i>Contractor</i> to ensure adequate water is available to maintain seeded areas during germination and in a vigorously growing, healthy state until <i>Total Performance</i> of work of this section.
2.3	Fertilizer	Add 2.3.2	Fertilizer shall be complete synthetic slow release fertilizer. Type and application shall be as required by the growing medium analysis report.
2.4	Wooden Pegs	Add 2.4	.1 Wooden Pegs shall be 19 mm x 19 mm x 150 mm long No. 1 grade or better Hem/fir.
2.5	Binder Twine	Add 2.5	.1 Binder Twine shall be hemp based multiple strand string.
2.6	Flagging Tape	Add 2.6	.1 Flagging Tape shall be 30 mm wide, biodegradable ribbon tape made of non-woven cellulosic material, and red color, or an approved equivalent.
3.0	EXECUTION		
3.1	Finish Grade Preparation	Delete 3.1.2 and replace with the following	Prior to the placement of sod <i>Contract Administrator</i> and the City to review and direct minor adjustments and refinements of finish grades prior to the <i>Contractor</i> proceeding. Review includes grades, growing medium depth and condition of finished surface. Subsequent to the <i>Contract Administrator</i> and the City review the <i>Contractor</i> shall re-grade, add growing medium and make adjustments as directed by <i>Contract Administrator</i> and the City.
		Delete 3.1.5 and replace with the following	Fine grade growing medium to lines and levels shown on Contract Drawings. Ensure that all low spots, humps and irregularities are eliminated prior to review by <i>Contract Administrator</i> and the City.
3.2	Sodding	Delete 3.2 and replace with the following	.1 Sod shall not be placed during hot dry summer periods, at freezing temperatures, or over frozen growing medium. .2 Allow sod to dry sufficiently during wet weather to prevent tearing during lifting and handling. .3 Handle sod carefully to minimize tearing and dropping of soil. .4 Placement of Sod: .1 Lay sod in rows smooth and flush to adjoining grass areas and paving and top surfaces of curbs unless shown otherwise on <i>Contract Drawing</i> . Ensure there is a full roll width between the new sod and any adjoining surfaces. Small cut pieces from a full roll will not be accepted. .2 Stagger joints and ensure that sod sections are butted closely together without overlapping or leaving gaps between sections. .3 Cut out irregular or thin sections with a sharp knife. .4 Cut sod to fit tight around landscape elements. .5 Cut sod to create clean, smooth lines along all plant beds. .5 Placement of Sod on Slopes:

SODDING

- .1 Lay sod with the length of each sod section parallel to slope taking extra care to ensure that sod sections are butt tight and each sod section is set in a staggered formation.
 - .2 On slopes exceeding 3:1 gradient ensure sod is secured with wooden pegs at intervals of not more than 450 mm along the center of each section. Ensure wooden pegs are driven flush with the sod.
 - .3 Prior to acceptance of sod areas that have been secured with wooden pegs either remove the wooden pegs or drive each wooden peg at least 50 mm below finished grade.
 - .4 Where required, place erosion control mesh or netting and secure with stakes or staples sunk firmly into ground to a minimum depth of 150 mm at maximum intervals of 4 meters along pitch of slope. Place stakes or staples horizontally across slope at intervals equal to width of mesh or netting minus 150 mm and drive flush with top of sod.
 - .6 Use a light roller to ensure that there is full, close contact between sod and growing medium. Use of a heavy roller to correct irregularities in grade is not permitted.
 - .7 Ensure all sodded areas are watered immediately after installation. Verify that water applied to has penetrated through sod into top 100 mm of growing medium. Continue watering operations as needed to ensure that adequate moisture content is maintained to encourage deep root growth and healthy, vigorous leaf growth.
 - .8 Protect newly placed sod from heavy foot traffic during installation and until acceptance by the *Contract Administrator* and the City. Protection shall include but is not limited to placement of wood planks or plywood of sufficient thickness to bear the imposed weight and prevent damage to sod or displacement and/or compaction of sod/growing medium.
 - .9 Sod that has been damaged by construction operation, construction / site personnel or construction traffic shall be replaced at no cost to the *Owner*. Replacement shall include removal of growing medium, regrading of sub grade, replacing growing medium and sod as required.
 - .10 Water sod area immediately with sufficient amounts to saturate sod and upper 100 mm of growing medium. Do not allow the sod to dry out so that the joints become visible.
- 3.4 Grass Maintenance** Delete 3.4 and replace with the following
- .1 Maintenance of sodded areas shall begin immediately after sodded operation and shall continue until all deficiencies noted in the *Substantial Performance* review have been rectified to the satisfaction of the *Contract Administrator* and the City and conditions for *Total Performance* have been achieved. The *Contractor* is to notify the *Contract Administrator* and the City in writing forty eight hours (48) prior to stopping maintenance operations.
 - .2 Sod Cutting: After the 'first' cut of sodded lawn areas cutting operations shall be carried out on a weekly (seven day) basis until *Total Performance* by *Contract Administrator* and the City:
 - .1 First cut of sodded lawn areas shall occur when a uniform grass height of 75 mm has been attained. First cut shall be to a height of 65 mm.

SODDING

- .2 Continue regular weekly cutting at a height of 65 mm until *Total Performance*.
- .3 Cutting operations shall be such that each cut is at right angles to the previous cut.
- .4 *Contractor* to remove grass clippings after each cut and dispose of offsite.
- .5 Roll when required to remove any minor depressions or irregularities.
- .6 Immediately repair seeded areas that show deterioration or bare spots. Top-dress all areas showing shrinkage due to lack of watering and seed with seed mix that matches the original seed mix.
- .3 Fertilizer analysis shall conform to recommendations provided with growing medium analysis. Application of fertilizer shall follow manufacturers' recommendations noting that after October 1 lawn areas shall not be fertilized until April 15th of the following spring.
- .4 Sodded lawn areas shall be kept free of invasive and/or noxious broadleaf weeds, grasses including but not limited to poa annua, disease, fungi, detrimental nematodes and detrimental insects.
- .5 All maintenance equipment and practices are to conform to the BC Landscape Standard Level 2 'Groomed'.
- .6 Protect all sodded areas against trespassing and from damage at all times clearly marked, staked, string and flagging tape.
 - .1 Perimeter Protection: Where directed by the *Contract Administrator* and the City, sodded areas shall be surrounded by a 900 mm high barrier made up of the following components:
 - .1 Wood posts placed at 1.8 meters on centre.
 - .2 Wood Posts to be driven to a depth of 300mm.
 - .3 String two (2) strands of hemp based binder twine (or equal product) between posts. Insure one full wrap of twine around each post.
 - .4 Tie 300 mm strands of 'red' flagging tape at 450 mm intervals along the entire length of both strands of twine.
 - .5 Maintain perimeter protection until *Total Performance* issued. Upon acceptance by *Contract Administrator* and the City, remove perimeter fence and dispose of off site.

3.5 Condition for Total Performance

Delete 3.5.1 and replace with the following

Conditions for *Total Performance* of Sodded areas:

- .1 Sodded areas exhibit fully established root systems.
- .2 No seams are visible between sod sections.
- .3 Sod areas are smooth and evenly graded. No depressions, foot marks or vehicle tracks.
- .4 Sod is free of bare and dead spots and does not have any broadleaf weeds, noxious grasses including but not limited to poa annua.
- .5 No surface growing medium is visible when grass has been cut to height of 65 mm.
- .6 Sodded areas have been cut a minimum of two (2) times, at seven (7) day intervals.
- .7 Sodded areas are a uniform green colour with no discoloured sections or patches.

SODDING

			.8 Sodded areas exhibit a thick, dense, uniform and healthy appearance.
		Add 3.5.2	Lawns sodded after September 30 th will be not be reviewed for <i>Total Performance</i> until April 30 th the next year.
3.6	Guarantee / Maintenance	Delete 3.6.1 and replace with the following	The <i>Contractor</i> hereby guarantees that the sod will remain free of weeds and defects for a period of one (1) year from the date of <i>Substantial Performance</i> . The <i>Contractor</i> shall make all corrections, adjustments and replacements required as a result of failure of all products in this section. During the <i>Maintenance Period</i> , the <i>Contractor</i> will replace sodded areas, determined by <i>Contract Administrator</i> and the City, to be dead or failing at the end of the <i>Maintenance Period</i> . Replacements to be made at next appropriate season and, conditions of guarantee will apply to all replacement seeding for one full growing season.
		Delete 3.6.2 and replace with the following	The Owner reserves the right to extend the <i>Contractor's Maintenance Period</i> and responsibilities for one (1) additional year if, at end of the initial guarantee period, the development and growth of the sod is not sufficient to ensure future survival.

END OF SECTION

STORM SEWERS

1.6	Measurement and Payment	Delete 1.6.1 and replace with the following	Payment for storm sewer will be made at the unit price bid for storm sewer (regardless of depth) consistent with pipe materials, diameters and backfill requirements shown on the Contract Drawings and described under individual payment items in the Schedule of Quantities.
		Delete 1.6.2 and replace with the following	Payment for storm sewers includes location and exposure of existing utilities, trench excavation, disposal of all surplus excavated material, support of adjacent piping, supply and installation of all pipe, fittings and related materials, tie-ins to existing storm pipe, import backfill, pavement restoration, cleaning and flushing, testing (if applicable), videoing and all other work and materials necessary to complete installation as shown on Contract Drawings, COQ-G4 and specified under this Section.
			Measurement for storm sewer will be made horizontally from manhole centerline to manhole centerline over surface work has been completed.
		Delete 1.6.5 and replace with the following	Payment for catchbasin leads include all applicable materials and work described in 1.6.2
			Measurement for catchbasin leads will be made horizontally from centerline of catchbasin to tie-in point for each pipe size installed with no regards to depth range.
2.0	PRODUCTS		
2.2	PVC Pipe, Mainline Smooth Wall	Delete 2.2.1 pipe size ranges and replace with the following	200 mm dia. – 375 mm dia. to ASTM D3034 450 mm dia. – 1,200 mm dia. to ASTM F679
2.3	PVC Pipe, Mainline Profile	Delete 2.3	
2.6	Service Connections	Delete 2.6.1 and replace with the following	Storm service connectons to be PVC DR 28 150 mm diameter minimum or as specified on <i>Contract Drawings</i> .
		Delete 2.6.8.1	
		Delete 2.6.8.2 and replace with the following	Connections to PVC pipe to be made with a performed wye fitting where mainline pipe is 300 mm diameter or smaller. For connections to PVC mainline pipe larger than 300 mm diameter an insertable tee for PVC pipe is permitted.
		Add 2.6.8.3	Insertable tee fitting shall have a rubber collar which inserts into the mainline pipe to form a tight seal and shall have stainless steel band to secure the tee insert. The tee insert shall be a standard bell end with depth control lugs. The joint shall provide a minimum seal of 90 kPa on concrete and polyethylene pipe, and 190 kPa on PVC pipe.
2.9	Granular Pipe Bedding and Surround Material	Delete 2.9.3	Pipe bedding shall be 19 mm clear crushed rock or as approved by the <i>Contract Administrator</i> and the City.
3.0	EXECUTION		

STORM SEWERS

- 3.8 Connections to Existing Mainline Pipe** Delete 3.8.3 and replace with the following
- For new connections to existing, smooth wall or profile, mainline sewers 300 mm and smaller, shall be made by removal of the section of the main and replacement with a preformed PVC wye fitting complete with stubs and double hub PVC couplings for PVC mains and approved shear band couplings for other mainline materials.
- For new connections to existing mainline greater than 300 mm, use of insertable tee will be permitted.
- 3.10 Service Connection Installation** Delete 3.10.3 replace with the following
- Inspection chambers shall be provided on all storm service connections as per Standard Detail Drawing S7. If inspection chamber is located in driveway, lane, or paved surface, Series 37 Brooks concrete box with lid shall be installed as per Standard Detail Drawing S9.
- 3.12 Inspection and Testing**
- The contractor shall video inspect completed storm sewers under 900 mm in diameter and all service connections following completion of the installation. The video inspection report shall be in a form specified by the Contract Administrator and the City. Copies of the video DVD and written report shall be forwarded to the Contract Administrator and the City. Refer to Section 33 01 30.1 and 33 01 30.1S CCTV Inspection of Pipelines.
- 3.16 Permanent Capping of Service Connections** Add 3.16.1
- Permanent capping of existing storm sewer connections to be completed as per Coquitlam Standard Detail Drawing COQ-S18.
- Add 3.16.2
- A trenchless method of permanently capping a service may be required on an arterial road or on a road which has been paved within 5 years, as directed by the Manager.
- The trenchless technology used to cap the service must be approved by the Manager.

END OF SECTION

1.0 GENERAL

1.1 Related Work

Add 1.1.6

Hot Mix Asphalt Concrete
Pavement

Section 32 12 16

Add 1.1.7

Portland Cement Concrete
Paving

Section 32 13 13

1.5 Measurement and
Payment

Delete 1.5.2 and
replace with the
following

Catchbasin and lawn basin Installation will be defined as supplying and installing a new catch basin or lawn basin for each type specified and setting to the finished grade. Payment includes excavation, disposal of surplus excavated material, supply of all units, base preparation, bedding, import backfill, catchbasin preparation to accommodate catchbasin connection, installation of all in-situ concrete work, cast-in-place concrete, pipes, fittings, catch basin base, concrete barrel, concrete riser, pvc sanded stub, donut ring, H2O rated concrete frame/lid, metal frame, inlet and grate, aluminum trapping hood and related materials together with all labour, materials and equipment required.

Catchbasin/lawnbasin lead work will be made under Section 33 40 01S – Storm Sewers

Delete 1.5.3 and
replace with the
following

Adjustment and Replacements of tops of existing units will be measured in units adjusted as defined below and paid for under their respective Items in the Schedule of Quantities.

No payment will be made under these items for cleaning Valve Boxes, Monument Boxes, Frames, Covers and Lids of Castings as part of the operation for asphaltic concrete paving.

No Payment will be made for Monument Boxes, Lawn Drains, Cleanouts and Inspection Chambers, these adjustments will be treated as incidental work.

All manholes and valve boxes must be vertically adjusted a minimum of twenty-four (24) hours prior to paving.

The use of Steel/Metal Casting Risers Rings will not be accepted to adjust manholes or water valves to the final elevation (finish grade).

.1 Manhole frames and lids replacement and adjustment will be defined as supplying and installing a new manhole frame and lid and setting to the finished grade. Replacements shall include jackhammering, removal and disposal of the existing frame and lid, replacement, removal or addition of concrete brick (maximum of 3 or minimum of 1) or precast concrete riser rings, cement mortar, supply and installation of new manhole frame and lid set to finish grade, temporary asphalt ramping or patching and all other incidental work.

Unit Price for adjustments to each manhole includes adjusting manholes to the asphalt base lift and then to the asphalt final lift (finish grade) – No additional payment will be made for adjusting manholes to the final lift.

.2 Water Valve Box and Junction Box replacements will be defined as supplying and installing a new Nelson Type Terminal City Water

Valve Box or junction box frame and lid and setting to the finished grade, temporary asphalt ramping or patching. Replacements shall include jackhammering, removal and disposal of the existing frame and lid and all other incidental work.

.3 Catchbasins frame and grate replacement will be defined as setting as supplying and installing a new catchbasin frame & lid to the correct elevation. Adjustments shall include jackhammering, removal of the existing grating and frame and all other incidental work. Payment includes excavation, disposal, removal of concrete bricks, removal or addition of precast concrete riser rings, cement mortar, disposal of surplus excavated material, cast-in-place concrete, pipes, fittings and related materials together with all labour, materials and equipment required. Catch basin lead work is considered to be incidental to payment for catch basin lead work described in other sections

Adjustment ONLY will be defined as re-using the frames, lids, grates, or valve boxes to complete the Work as described above.

2.0 PRODUCTS

2.1 Materials

Add 2.1.7.3

Any frame and cover assembly creating a point load on the concrete riser rings will not be permitted.

Delete 2.1.12 and replace with the following

Catchbasin lids manufactured to ASTM C478M.

Delete 2.1.16.2

Delete 2.1.17

3.0 EXECUTION

3.1 Excavation and Backfill

Add 3.1.2

For manholes, when base gravels are complete, excavate for grade rings and manhole frame assembly. Do not disturb the compacted road base beyond the excavation requirement.

3.3 Manhole Installation

Delete 3.3.12.2 and replace with the following

Allowable products are precast concrete risers and cast-in-place form system. Individual riser heights shall be 50mm, 75mm, or 100mm.

Delete 3.3.12.5 and replace with the following

Proper layer of grout between the spacers, covering the entire surface of the rings, should be utilized.

Delete 3.3.15 and replace with the following

Install drop structures as shown on the contract drawings to Coquitlam Standard Detail Drawing COQ-S4 and Standard Detail Drawing S3. Maximum allowable inside ramp shall be 250 mm invert to invert.

Delete 3.3.17 and replace with the following

Ensure frames conform to design contour of pavement or existing surface. Manhole lids left raised in preparation for overlay paving shall have a rubberized protector ring or asphalt ramp. The use of riser rings for adjusting manhole frames will not be permitted.

3.5 Catchbasin Installation

Delete 3.5.1 and replace with the following

Install catchbasins as shown on Coquitlam Standard Detail Drawings COQ-S11A, COQ-S11B and Standard Detail Drawing S11, to general

standards and installation procedures described under 3.3 of this Section.

END OF SECTION

1.0	GENERAL		
1.3	Shop Drawings	Delete 1.3.4 and replace with the following	Shop drawings for pole structures, where required, to be sealed by a Professional Engineer registered in British Columbia.
1.4	Electrical Energy Supply	Add 1.4.4	The Electrical <i>Contractor</i> will process a letter of application to the City of Coquitlam for the Utility Company and attain all required permits.
1.5	Contractor Qualifications	Add 1.5.3	All on-site traffic signal installations shall be under the responsibility of a primary journeyman electrician with IMSA Level 2 Signal Certification and have successfully completed at least five (5) traffic signal system installations. This primary journeyman electrician is expected to have to be at the <i>Place of Work</i> and report work progress to City of Coquitlam's Traffic Operations staff, in addition to reporting to the <i>Contract Administrator</i> .
		Add 1.5.4	<p><u>Fibre Optic Cable:</u></p> <p>.1 All fibre optic cable installations workmanship, material and/or installation practices and activity will be equal to or better than the standards established by the CAN/CSA T529-530-M90 Standards and the Canadian Electrical Code.</p> <p>.2 Those retained to complete the work must be authorized, trained and certified by the manufacturers they represent. They must have a minimum of two (2) years experience installing and testing multimode and single mode cables of all types as well as experience with LC and SC connectors.</p> <p>.3 Those retained to complete the work must have experience installing cabling for FDDI (Distribution System Data Interface) compliant 100 Mbit/sec, SONET, ATM, Token Ring or Ethernet networks using industry accepted systems and practices. Experience with leading manufactures fiber products and systems would be beneficial.</p> <p>.4 Those retained to complete the work must be prepared, trained and equipped to properly test the fibre cabling system, including the fibre transmission media and connectors. Each optical fibre of each section of cable will be tested using an "Optical Time Domain Reflectometer" (OTDR) and will meet the specifications before installation. After installation an "Optical Light-loss Testing Sets" (OLTS) will be mandatory to determine cable length, locate any fibre breaks or anomalies, measure attenuation of fibre's, connectors and assess fibre uniformity. Those retained to complete the work will provide a report showing all values measured during these tests.</p>
1.6	Permits and Tests	Add 1.6.5	<i>Contractor</i> shall provide the BC Safety Electrical Permit, and arrange all inspections with the City. The inspection entails, but not limited to, Coquitlam's "Intersection and Cabinet Start-up Checklist", which can be obtained from Coquitlam's Traffic Operations staff.
1.8	Record Drawings	Add 1.8.2	Final payment(s) will be withheld until record drawings are received.
1.9	Measurement and Payment	Delete 1.9.2 and replace with the following	The traffic signal lump sum price includes all labour, equipment, and materials to complete the works as shown on the Contract Drawings and as specified in the Contract Documents. This shall consist of all permits and fees for electrical inspections, testing, other costs associated with electrical works undertaken by others, temporary and permanent asphalt restoration within conduit trench as described in the Contract Drawings and as described in these supplementary contract specifications.

			The <i>installation</i> also includes pickup, delivery and installation of all materials supplied by the City, from the City' works yard, at 500 Mariner Way.
		Add 1.9.4	Payment for detector loop removal and reinstatement includes all labour, equipment and materials to complete the works as Shown on the Contract Drawings.
2.0	PRODUCTS		
2.1	General	Delete 2.1.2 and replace with the following	All products supplied to be new, in accordance with <i>Contract Documents</i> . All products are to meet Canadian Electrical Code requirements and be certified by either CSA, UL®, or Intertek Testing Systems (Warnock Hersey) and be supplied with the certifier's label.
		Delete 2.1.3 and replace with the following	All products shall be in accordance with the City of Coquitlam's List of Approved Materials and Products List. Any products not listed with in the Approved List shall default to the current BCMOTI specification.
		Delete 2.1.5 and replace with the following	Equipment models listed within the City of Coquitlam's List of Approved Materials and Products shall be confirmed with the City immediately prior to their order to ensure that they are current. Cut-sheets, equipment make, model and serial number list to be provided to the City by the <i>Contractor</i> for each traffic signal location. Material supplied by City of Coquitlam and installed by <i>Contractor</i> , shall be shown in the <i>Contract Documents</i> .
2.2	Conduit	Add 2.2.1.3	All exposed metallic surfaces to be hot dip galvanized.
2.3	Trench marker Tape	Add 2.3.2	Detectable (manetic) market tape shall be used in all trenches containing interconnecton (communications) conduit.
2.5	Concrete Junction Boxes	Delete 2.5 and replace with the following	Refer to the City of Coquitlam's List of Approved Materials and Products. For Concrete Vaults: Refer to Coquitlam Standard Detail Drawing SS-E2.5.
2.8	Conductor Tags	Delete 2.8 and replace with the following	Refer to the City of Coquitlam's List of Approved Materials and Products.
2.10	Fuse and Fuse Holders	Delete 2.10 and replace with the following	Refer to the City of Coquitlam's List of Approved Materials and Products.
2.11	Service Panels	Add 2.11.5	Refer to the City of Coquitlam's List of Approved Materials and Products.
2.16	Traffic and Pedestrian Signals	Delete 2.16.1 and replace with the following	Traffic signal heads to be yellow polycarbonate with 300 mm round signal indications, and conform to Section 601 Signal and Pedestrian Heads BCMOTI E&SMS V1. All primary and secondary signal heads shall have yellow aluminum backboards with 75 mm border of yellow prismatic retro-reflective sheeting (3M™ Scotchlite™ Diamond Grade™ VIP Reflective Sheeting Series 3990 or approved alternate).
		Delete 2.16.2 and replace with the following	Fire signal head assembly as per Coquitlam Standard Detail Drawing SS-E5.19.
		Add 2.16.3	Signal head backboards with plumbizer gaps or knock out sections will not be accepted for adjustable bracket signal head mounting method.

TRAFFIC SIGNALS

2.17	LED Signal Modules	Delete 2.17 and replace with the following	Refer to the City of Coquitlam's List of Approved Materials and Products.
2.19	Signal Mounting Hardware	Add 2.19.8	Primary signal head safety cable to be 3/32" galvanized steel aircraft cable.
		Add 2.19.9	Refer to the City of Coquitlam's List of Approved Materials and Products.
2.20	Audible Signals	Delete 2.20 and replace with the following	Refer to the City of Coquitlam's List of Approved Materials and Products.
2.21	Pedestrian /Cyclist Pushbuttons	Delete 2.21 and replace with the following	Refer to the City of Coquitlam's List of Approved Materials and Products.
2.22	Luminaires	Add 2.22.6	Refer to the City of Coquitlam's List of Approved Materials and Products.
2.29	Illuminated Crosswalk Signs	Delete 2.29 and replace with the following	Refer to the City of Coquitlam's List of Approved Materials and Products. Illuminated sign safety cable to be 3/32" galvanized steel aircraft cable.
3.0	EXECUTION		
3.1	General	Add 3.1.5	During the installation of the traffic signal system, maintain the existing traffic signal and/or signs as noted on the <i>Contract Drawing</i> . If temporary or permanent relocations of related traffic signal equipment or signs are required, such equipment shall be reinstated as required under the <i>Contract Documents</i> or as directed by the <i>Contract Administrator</i> .
3.3	Concrete Bases	Add 3.3.7	Concrete service bases detailed on Standard Detail Drawings CE1.3 and CE1.4, Type C1 and C3 service bases shall have five (5) conduits. See Coquitlam Standard Detail Drawing SS-E7.3.
		Add 3.3.8	Lifting cables on concrete controller bases shall be removed after base installation.
		Add 3.3.9	All concrete bases shall be pre-cast concrete only, unless noted on <i>Contract Drawing</i> or directed by the <i>Contract Administrator</i> .
3.4	Junction Boxes and Vaults	Delete 3.4.1 and replace with the following	Install junction boxes as shown on Standard Detail Drawings E2.2 to E2.4. Install vaults as shown on Coquitlam Standard Detail Drawing SS-E2.5.
		Add 3.4.5	Bell end fittings shall be installed in all conduits entering junction boxes or vaults.
		Add 3.4.6	Junction boxes requiring 3 or more sections must be approved by the City of Coquitlam's Traffic Operations staff.
		Add 3.4.7	All junction boxes shall be provided with RPVC bars to support electrical connections and fuse holders. The RPVC bars shall be attached into the junction box side walls with the electrical connections/fuse holders tie-wrapped in place and installed in the up-right position.
3.5	Underground Conduit	Delete 3.5.2 and replace with the following	Minimum cover over conduits to be 600 mm in boulevard areas and 900 mm in roadway areas.

TRAFFIC SIGNALS

		Delete 3.5.3 and replace with the following	Place trench marker tape 300 mm above installed conduit in trench. Trench marker tape not required for conduits installed via trenchless technology.
		Delete 3.5.5 and replace with the following	Empty conduits shall have a No. 8 HB Yellow/Green Mk pull string and capped at both ends.
		Add 3.5.6	Conduit run shall contain no more than the equivalent of 4 – 90 degree bends.
		Add 3.5.7	Conduits shall be blown out with compressed air, from both ends if necessary, then swabbed out to remove stones, dirt, water and other material which may have entered during installation.
		Add 3.5.8	All conduits entering poles and cabinets shall be sealed with “Duct Seal”.
		Add 3.5.9	Conduit depth of bury to be recorded when a trenchless technology method is used.
		Add 3.5.10	Traffic signal communications conduit shall enter and leave junction boxes through bell end fittings in the horizontal position (no bends) and shall run straight through the junction box unless a change in alignment occurs, or as otherwise specified on the <i>Contract Drawing</i> .
		Add 3.5.11	Conduit shall not be bent in the field. Only factory bends will be accepted.
3.7	Traffic Signal and Pedestrian Head Mounting	Delete 3.7.1 and replace with the following	Install traffic signal and pedestrian signal heads as shown and Standard Detail Drawings E5.2 and E5.9 only. Banding straps shall be used for primary signal heads.
		Add 3.7.5	Primary traffic signal heads shall be safety cabled to the traffic signal pole arm using 3/32” galvanized steel aircraft cable looped through the traffic signal backboard and fastened with a rope clip.
3.8	Audible Signals	Delete 3.8.1 and replace with the following	Install audible signal in accordance with Coquitlam Standard Detail Drawing SS-E5.12.
3.10	Luminaires and Photocells	Add 3.10.4	NEMA wattage label shall be visible at the bottom of the luminaire on all fixtures.
3.13	Electrical Service Panels	Delete 3.13.1 and replace with the following	Mount electrical service panels in service base or on poles as shown on Standard Detail Drawings E7.2, E7.6 to E7.9, as well as Coquitlam Standard Detail Drawings SS-E7.3 to SS-E7.5.
3.14	Wiring	Delete 3.14.3 and replace with the following	With the exception of conductor spliced of detector loop wires to shield cables, make conductor splice in pole handholes. Make splices of detector loop wires to shielded cable in junction boxes.
		Delete 3.14.13 and replace with the following	Bond all signal heads and luminaires with No. 12 RW90 green conductor, and steel junction box lids with No. 8 RW90 green conductor.
		Add 3.14.14	Detector loop cable splices shall be soldered with rosin core solder (no acid core or acid flux) then cap with waterproof gel filled wire nut and tape with vinyl di-electric tape. Suspend and ty-wrap splices at top of junction box with open end of wire nut pointing down.

TRAFFIC SIGNALS

			Loop shield drain conductor shall cut and be isolated from the system ground. See Coquitlam Standard Detail Drawing SS-E8.4.
3.16	Traffic Controller	Add 3.16.8	Silicone sealant shall be applied to both sides of the rubber gasket, which is placed between the traffic signal cabinet and the concrete base to ensure a weather tight seal.
		Add 3.16.9	Traffic cabinet interior shall be kept dry during inclement weather.
3.17	Detector Loops	Delete 3.17.1 and replace with the following	Detector loops are to be round type or as specified on the <i>Contract Drawing</i> and approved by the City of Coquitlam's Traffic Operations staff. Install in accordance with Standard Detail Drawings E8.1, E8.3 and Coquitlam Standard Detail Drawings SS-E8.2 and SS-E8.4.
		Add 3.17.3	Loops in adjacent lanes shall be wound in opposite directions, i.e.; clockwise, counter clockwise, clockwise, etc.
		Add 3.17.4	Detector loops should be installed in the base lift of asphalt, unless otherwise specified by the Contract Administrator.
3.19	Advance Warning Signs	Add 3.19.2	Contrary to Standard Detail Drawing E10.3, Item A shall be a 300 mm signal head section with LED display.
		Add 3.19.3	Advance warning signs shall have yellow prismatic retro-reflective sheeting (3M™ Scotchlite™ Diamond Grade™ VIP Reflective Sheeting Series 3990 or approved alternate).
3.20	Grounding & Bonding	Add 3.20.5	Ground plates and grounding conductors are to have a minimum of 5 meters clearance between them and other utility grounding.
		Add 3.20.6	Grounding rod or plate electrodes shall not be installed inside the traffic signal cabinet base.
		Add 3.20.7	Remove all paint around bonding studs on inside of pole to expose the galvanized or metal surface prior to bonding equipment.
3.22	Pole Finish Application	Delete 3.22 and replace with the following	<p>.1 Prior to producing a powder finish product the supplier must provide a Certificate of Compliance indicating that they have met or exceeded the following specifications. The supplier will name their independent testing agency and this information will be submitted to the City for their files.</p> <p>.2 The application process will be as follows:</p> <p>.1 The pole or product will be hot dip galvanized.</p> <p>.2 Powder will only be applied after the product is completely fabricated. No welding or bending will take place after the powder is applied.</p> <p>.3 The pole or product will be thoroughly cleaned by brush blasting in accordance with SSPC-SP7. The brush blast will maintain a minimum profile of 0.5 mils. If brush blasting is done off site then the product will be covered and shielded from any dirt or moisture during its return to the powder applicators facility. Where poles or products are not kept clean and dry or have any signs of flash rust they will be returned for further brush blasting.</p> <p>.4 Once at the applicators facility the pole or product will be thoroughly cleaned and dried with an air gun. All hand marks or grease spots will be cleaned with a mild solvent.</p> <p>.5 After brush blasting the entire pole or product will be pre-baked in an oven at 220 degrees C for at least 30 minutes to 1 hour, depending on steel thickness. The pre-baking</p>

- must be done to prevent out-gassing during the curing cycle.
- .6 The base powder coat will then be applied electrostatically while the pole or product is cooling from the 220 degrees C pre-bake period to allow the powder to melt and fuse to the surface. The base coat will be a minimum of 3 mils in thickness.
 - .7 After base coat is applied and set the topcoat will be applied to a thickness of 3 to 5 mils. The pole or product will be returned to the oven and heated to 190 to 220 degrees C (temperature will not exceed pre-bake) for a minimum of 25 minutes, depending on steel thickness. Thicker product material may require longer bake cycles to fully cure. Upon removal of the pole or product from the oven it will be left to rest until the pole or product is cool enough to the touch.
 - .8 Once the topcoat has cured and the poles or product cooled, they will then be individually wrapped (min 4" overlapping method) with 1/8" foam wrap over the entire pole or product. The poles or product will be bundled together and separated with suitable wood dunnage to avoid contact between the poles, product or other bundles. All bundles themselves will be fully wrapped with foam and with stretch-wrap as noted above. The poles or products will be handled and shipped with great care to prevent damage; damaged product will be cause for rejection of the item(s).
- .3 Testing process will be as follows:
- .1 Each run of product in an oven will have at least one sample tested for:
 - .2 Adhesion – The finished powder surface will have minimum pull-off strength exceeding 1000 PSI as tested in accordance with ASTM D4541.
 - .3 Quality – The finished powder surface will be free from any holidays (skips or misses) as tested in accordance with ASTM D4541. The product will also be free from wrinkles, orange peel, cracking, pinholes, fish eyes, blisters, etc by visual inspection.
 - .4 Color – The color will be verified to be within 3 DE of specialized color.
 - .5 An independent firm such as CanSpec Testing who are qualified to test powder finish will do the testing at the supplier's expense. The result of tests must accompany the Certificate of Compliance and will be made available to the City or their representative upon request. A supplier who fails to test product as noted above will have their product rejected until the testing is completed and the product deemed acceptable by the testing agency.
 - .6 Where the tested product fails on a given production run then a minimum of 30 % of the entire production run will be tested. If no other failures are found then the individual failed product will be stripped, reapplied and re-tested until it passes. If any of the 30% of product tested fails then the entire order will be stripped, reapplied and retested until it passes.

			<p>.4 Field repairs will be undertaken as required to fix any scratches or imperfections in the final finish. Field repairs will be done as follows:</p> <ul style="list-style-type: none">.1 Feather the damaged area with sandpaper..2 Clean area with solvent..3 Let dry..4 Neatly brush on an application of Aliphatic Urethane Acrylic Semi-Gloss High Build applied at 2-4 mils DFT over the entire sanded and damaged area. The ambient conditions will be dry and over 10 degrees C when the paint is applied..5 The pole supplier will warranty the integrity of the surface for a minimum of 1 year from the date of installation. The warranty will include all labour and materials required to provide replacement product if required. The powder finish will be the responsibility of the pole supplier. The warranty will apply to fading, blistering, cracking or chipping of the surface.
3.26	Uninterruptable Power Supply	Add 3.26.2	Uninterruptable power supply/cabinet to be installed on the side of the traffic controller cabinet as detailed on the <i>Contract Drawing</i> and Coquitlam Standard Detail Drawing SS-E7.24.
3.28	Illuminated Street Name Signs	Add 3.28.1	Install illuminated street name signs as detailed on the <i>Contract Drawing</i> and Coquitlam Standard Detail Drawing SS-E5.18
		Add 3.28.2	Illuminated street name signs shall be safety cabled to the traffic signal pole arm using 3/32" galvanized steel aircraft cable.
3.29	Emergency Vehicle Pre-emption	Add 3.29.1	Emergency vehicle pre-emption system to be installed as detailed on the <i>Contract Drawing</i> and Coquitlam Standard Detail Drawing SS-E5.16.
		Add 3.29.2	Cable shall be continuous with a minimum of 2m of cable slack to be provided at each end, with no splices. Cabinet termination to be completed by City.
3.30	PTZ/CCTV Cameras	Add 3.30.1	PTZ/CCTV cameras to be installed as detailed on the <i>Contract Drawing</i> . Contact the City of Coquitlam's Traffic Operations staff prior to installation.
		Add 3.30.2	Cable shall be continuous with a minimum of 2m of cable slack to be provided at each end, with no splices. Cabinet termination to be completed by City.
3.31	Radio Communications Equipment	Add 3.31.1	Radio communications equipment to be installed as detailed on the <i>Contract Drawing</i> . Contact the City of Coquitlam's Traffic Operations staff prior to installation.
		Add 3.31.2	Cable shall be continuous with a minimum of 2m of cable slack to be provided at each end, and with no splices. Cabinet termination to be completed by City.
3.32	Owner Supplied Materials	Add 3.32.1	Those retained to complete the work must notify the City in writing (seven) 7 days prior to the time materials are required.
		Add 3.32.2	Unless otherwise noted, those retained to complete the work will make all necessary arrangements and pay all costs for the collection of the materials and for delivery to the <i>Place of Work</i> . They will assume responsibility for materials at the time they are picked up.

Add 3.32.3

Owner supplied materials generally consist of the following:

- .1 Traffic controller equipment and cabinet.
- .2 Uninterruptable power supply equipment and cabinet.
- .3 Emergency pre-emption equipment.

The exact list of materials supplied by the Owner to be confirmed with the City of Coquitlam Traffic Operations staff and *Contract Administrator*. In the case of private development projects requiring City supplied materials, the cost for supply and installation of these materials will be borne by the Developer.

3.33 Fibre Optic Cable Add 3.33

- .1 Fibre optic cables will be terminated to a twelve (12) port LC coupler panel.
- .2 When installing Fibre Optic Communications Conduit, Fibre optic warning tape (150 mm wide orange plastic tape labelled "WARNING FIBRE OPTIC COMMUNICATIONS CABLE") and Detectable (Magnetic) marker tape is to be placed over all conduits containing fibre optic cable.
- .3 During installation of new boxes or with all existing boxes ensure that they have been cleared of any soil, sand or gravel and other materials that have accumulated in the base of the junction box. Ensure that all empty conduits have a proper RPVC coupling and cap inserted (friction fit - DO NOT GLUE) into each duct. Once the conduit is populated, replace cap with bell coupling and glue in place.
- .4 All communication conduits will be flushed with water and dried with compressed air. This process will be followed by pulling through a suitable size Blowing Mouse, a clean soft cloth and new No. 8 HB Yellow/Green Mk pull string
- .5 Perform a visual inspection of the proposed cable route and be aware of any potential problem areas. Locations in which cables will be terminated must be inspected and plans made for hardware and cable slack storage. Space and access for termination of the cable should be considered prior to starting the job. Develop a cable placement plan based upon the cable route survey and your available equipment and personnel resources. Submit a plan to the City for acceptance prior to starting work.
- .6 Be aware that any damage due to excessive pulling, bending, or crushing, may alter the cable's transmission characteristics to the extent that the cable section will have to be replaced at the Project's expense.
- .7 Fibre optic cables will be installed in continuous runs in conduit between the traffic signal controller cabinets (no splices are allowed).
- .8 DO NOT EXCEED THE MINIMUM BEND RADIUS OF THE FIBRE. During installation do not exceed the minimum bend radius as specified by the manufacture.
- .9 DO NOT IMPROPERLY PULL OR EXCEED THE CABLE'S RATED PULLING TENSION as specified by the cable manufacturer. Excess pulling may not actually break the fibre, but it can cause the fibre attenuation to increase so that the installed system may not operate within the specified requirements.

- .10 DO NOT EXCEED THE VERTICAL RISE SPECIFICATION as specified by the cable manufacturer unless intermediate tension relief is used. Secure the cable to new or existing supports wherever possible.
- .11 Take precautions to protect reeled and unreeled cable from any source of damage, whether attended or unattended. Be particularly careful with pre-connected sections of cable produced to meet specific length requirements as any damage to the cable may require replacement of the entire section.
- .12 If the cable must be unreeled during installation, the "figure-eight" configuration should be used to prevent kinking or twisting. Do not coil the cable in a continuous direction except for lengths of 30 meters or less. The preferred size of the "figure-eight" is about 4.5 meters in length, with each loop about 1.5 meters to 2.4 meters in diameter.
- .13 If a cable puller is used, ensure that the recommended pulling tension of the cable is not exceeded. Do not pull through junction boxes, especially 90-degree conduit fittings, unless precautions are taken to maintain the minimum bend radius.
- .14 When installing cable in conduits, ensure the conduit does not exceed the minimum bend radius. Avoid pull boxes unless the maximum bend radius can be maintained. In controller cabinets, fibre optic cables will be tied together with ty-wraps. Each cable will be labelled within 10 cm of the terminated ends with a tag and text stating the street intersection of the opposite cable end. Cables will be tagged in the controller cabinet and all other access points with "CAUTION, FIBRE OPTIC CABLE" tags. Leave enough cable slack at termination points to allow the cable to be routed through the termination hardware to a polishing/splicing table, plus a minimum of 3 meters additional slack. Cable slack will be coiled and secured with Velcro ties for breakaway protection. Cable to termination panel will be secured to cabinet with ty-wraps
- .15 If cable lubricants are necessary, ensure that they are compatible with the cable's outer sheath. Refer to the lubricant specification sheet to ensure compatibility. In all cases avoid the use of detergent-based lubricants, as these types of lubricants promote stress cracks.
- .16 Excess cable inside pull boxes will be coiled and mechanically secured in place with Velcro straps such that the minimum bend radius is not exceeded and the cable is suspended above the pull box. The Velcro straps are to provide 'breakaway' protection in the event of an accidental dig-up between pull boxes.
- .17 Adhesive warning labels 3M – 5016 – FO type or accepted alternate will be affixed to each fibre optic cable in each access point. Access points include pull boxes and traffic signal controller cabinets. Decal strip holders, 3M – 5012 or accepted alternate, will be used and will be secured in place using cable ties. Warning labels will be oriented so they are visible and are not blocked by other cables or equipment.
- .18 After installation, each segment of each fibre will be tested using an Optical Time Domain Reflectometer (OTDR) and power meter equipment. Testing will be done in each direction on each fibre and at both 1310nm and 1550nm wavelengths. Launch cable will be used as per the OTDR manufacturer's specifications. Those

retained to complete the work will provide a report detailing the results of each test including OTDR test results in graphical format, cable length, any fibre breaks or anomalies, attenuation of fibre's, connectors and fibre uniformity.

- .19 Final testing and inspection of the cable installation will be conducted with the City on-site.

END OF SECTION

Appendix A - Traffic Management Detail Specifications

- 1.0 GENERAL**
- 1.1 Related Works .1 Traffic Regulation MMCD Section 01 55 00S.
- 1.2 References .1 WorkSafe BC, Occupational Health and Safety (OHS) Regulation, Section 18 – Traffic Control.
.2 B.C. Ministry of Transportation (MOT) Traffic Control Manual for Work on Roadways.
- 1.3 Project Requirements .1 A Road and Sidewalk Closure Permit is required by Coquitlam for all work affecting traffic flow related to construction. A permit is required for each specific construction interference with traffic flow. A digital copy of the Road and Sidewalk Closure Permit form can be obtained for use during the contract from the City’s website at www.coquitlam.ca/closure.
.2 A Road and Sidewalk Closure Permit form application must be submitted to City’s Traffic Operation Division 5 working days prior to start of work.
- 1.4 Measurement and Payment .1 For this Contract, payment for all work performed under this section, unless included in the Schedule of Quantities and Prices shall be treated as incidental work, including a Traffic Management Plan (TMP), Traffic Control Persons (TMP), traffic markings & all temporary traffic signs, devices as required for traffic & pedestrian safety; and all other items described in the Section 01 55 00S.
- 2.0 PRODUCTS**
- 2.1 Traffic Management Plan .1 The Contractor is required to assign a Traffic Manager for the Contract with the responsibility of preparing the Traffic Management Plan and the Traffic Control Plans, as well as the responsibility for continuing implementation of traffic control for the Work.
.2 The Traffic Management Plan (TMP) will consist of the following components:
.1 Identification of risks to traffic during the Work
.2 Traffic Control Plans for individual stages of the construction
.3 Incident Management Plan for the response to an unplanned event and recording of incident information.

These supplementary Specifications must be read in conjunction with the Master Municipal Specifications contained in the Master Municipal Construction Documents (Platinum), Volume II, 2009.

- .3 Submission of the TMP is to be made to the *Contract Administrator* within five (5) days of the *Notice of Award* of the *Contract*, and must be approved by the *Contract Administrator* prior to start of the *Work*.
 - .4 Review of the TMP will be performed by the Contract Administrator. Comments for revisions to the TMP will be returned to the *Traffic Manager* for implementations.
 - .5 The Contractor shall comply with all the requirements of applicable laws, rules, regulations, codes and orders of the municipal and other appropriate authorities concerned with work on streets or highways and shall post proper notices and/or signals, and provide necessary barriers, guards, lights, flagmen or watchmen as may be necessary for proper maintenance of traffic and protection of persons and property from injury or damage. All costs involved in respect to the above requirements will be deemed to be included in the Contract Price.
 - .6 The Contractor shall give due notice to local police and fire departments prior to beginning construction and shall comply in all respects with their requirements.
 - .7 The Contractor, during the progress of the work, shall make adequate provision to accommodate the normal traffic along streets and highways immediately adjacent to or crossing the work so as to cause the minimum of inconvenience to the general public.
 - .8 The Contractor is required to maintain local traffic and driveway access during all stages of construction. This includes maintaining a 1.5m width walkway or pathway through the construction site for pedestrians.
 - .9 Where existing streets or roads are not available as detours, all traffic shall be permitted to pass through the work with as little inconvenience and delay as possible unless otherwise provided or authorized by the Contract Administrator. If half the street only is under improvement, the other half shall be conditioned and maintained as detour.
- 2.2 Incident Management and Reporting
- .1 The Contractor shall facilitate incident response vehicles and staff and move traffic safely and expeditiously through or around an incident on site and provide assistance to emergency response personnel as required. An incident includes, but is not limited to, motor vehicle accidents, emergency road repairs, disabled vehicles, and debris on the road. The immediate response to an emergency shall by necessity make use of available devices and equipment.

- .2 If an incident occurs on site, the Contractor will be required to submit a report to the Contract Administrator documenting details of the incident including event, location, date, time, action taken, duration and restoration of site.
- 2.3 Traffic Control Plans
- .1 The Contractor shall designate a qualified Traffic Control Supervisor for the works, per the requirements of WCB regulations Section 18.
- The designated Traffic Control Supervisor may be the same individual that is designated as the Traffic Manager, or may be a separate individual qualified for the responsibilities of this function.
- .2 The Contractor shall prepare weekly the anticipated traffic control activities, locations, and durations for the upcoming week.
- .3 Permissible delays shall only be considered outside Peak Hours. Permissible delays are categorized as follows:
- a) Minor Delays - Less than two (2) minutes in duration; for occasional interruption due to construction activities. These delays shall be coordinated with available breaks in the traffic flow.
 - b) Major Delays - Maximum five (5) minutes in duration; for occasional interruption of traffic for construction activities if traffic volumes permit. These delays shall be coordinated with available breaks in the traffic flow.
- .4 The Contractor is responsible for ensuring that the flow of traffic is unimpeded by construction-related activities.

3.0 EXECUTION

- 3.1 Traffic Control Plan
- .1 A copy of the approved current Traffic Plan must be held on site by both the Site Superintendent as well as the person/company responsible for the traffic control implementation.
- .2 Failure to produce a valid approved Traffic Plan on site, or having work not follow the Traffic Control Plan will result in immediate shut-down of the work. The Contractor will be required to safely restore facility conditions to allow traffic flow at their expense. The Contractor must take all steps to acquire an approved Traffic Control Plan before work can re-start on site. No claim will be accepted by the Owner for costs associated with this work shut-down.
- 3.2 Road and Sidewalk Closure Permits
- .1 The Contractor must have, on-site, a copy of an approved Road and Sidewalk Closure Permit valid for the work being done. Failure to produce a valid Road and Sidewalk Closure Permit on-site will result in shut-down of the work. Failure to comply on what is stated on the approved permit will result in shut-down of the work. The Contractor

These supplementary Specifications must be read in conjunction with the Master Municipal Specifications contained in the Master Municipal Construction Documents (Platinum), Volume II, 2009.

will be required to safely restore facility conditions to allow traffic flow at their expense. The Contractor must take all steps to acquire a Road and Sidewalk Closure Permit before work can re-start on site. No claim will be accepted by the Owner for costs associated with this work shut-down.

3.3 Traffic Control
Personnel
& Equipment

- .1 The Contractor shall supply all necessary traffic control devices required to perform traffic control services for the project. Signs and traffic control devices not applying to existing conditions shall be removed. Where operations are carried out in stages, only those traffic control devices that apply to the current stage are to be left in place.
- .2 There must be sufficient Traffic Control Persons (TCPs) on site to appropriately and safely direct traffic in all sections of the Work.

3.4 Signage

- .1 Supply, installation, maintenance and removal of all works-related signs shall be the responsibility of the Contractor. The location and type of each sign shall be indicated on the approved Traffic Control Plan, for each stage of the works.

Traffic control signs and devices must be positioned and used as specified in the Traffic Control Plan and signs and devices must be located so as to allow traffic to move by or through the work area in a controlled manner and, if necessary, to come to a controlled stop with due regard for the prevailing weather and road conditions.

Signs shall be checked daily for legibility, damage, suitability and location. Signs and delineators shall be cleaned as frequently as necessary to ensure full legibility and reflectance.

3.5 Detours

- .1 Any proposed detours must be approved by the Contract Administrator and conducted in accordance with the approved Traffic Plan and the Traffic Control Manual for Work on Roadways.

3.6 Abrupt Changes in
Surface Elevations

- .1 The Contractor shall minimize any abrupt changes in roadway elevation left exposed to traffic during both working and non-working hours.

A wedge of asphalt must be used as a transition to vertical differences in travelled areas and have a slope of 4:1 or less.

3.7 Cyclist and Pedestrian
Access

- .1 The Contractor shall make provision for pedestrians, wheel chairs and bicycles to have safe access across the work zone at all times. If this cannot be readily accommodated, then acceptable detours and appropriate signs shall be provided.

- 3.8 Temporary Pavement Markings .1 The Contractor shall be responsible for the application and removal of all temporary pavement markings and reflective devices.

All temporary markings must be removed after installation of permanent markings.

4.0 TRAFFIC RESTRICTIONS

- 4.1 Road and Sidewalk Closure Permits .1 Minimum of Single Lane Traffic in each direction and all local traffic must be accommodated at all times.

- .2 A City of Coquitlam Road and Sidewalk Closure Permit is required for each instance of closure and will be valid for a maximum period of one (1) week and, if still necessary, re-submittal of a Road and Sidewalk Closure Request is required.

A copy of the approved Road and Sidewalk Closure and Lane Closure Permit must be held on site by both the Site Superintendent and the person/company responsible for the traffic control implementation.

- .3 **Total Road Closure Is Not Permitted**

- .4 Detours will only be permitted as approved by the Contract Administrator and must have a complete Traffic Control Plan indicating detour route, signing, and duration. Detours will not be allowed without sufficient lead time for commercial and retail operation to react appropriately to detour information provided to them.

- 4.2 Lane Closure Restrictions .1 **For each of the road sections affected:**
- Road and Sidewalk Closures will be reviewed for appropriateness during the allowable hours of work.
 - Access to properties to be maintained
 - Sufficient Traffic Control Persons are required for each Road and Sidewalk Closure (or any work activities), including side street intersections, to safely guide traffic through the work site.

5.0 HOURS OF WORK

- 5.1 Allowable Hours of Work .1 **The hours of work shall be from 0700 h to 1900 h inclusive Monday to Friday and 0900 h to 1800 h inclusive Saturdays, unless noted otherwise.**
- .2 Some allowances may be made for paving operations, depending on a proposal acceptable to the Contract Administrator.
- .3 Line Marking work may be performed at night, (21:00 to 05:00).

These supplementary Specifications must be read in conjunction with the Master Municipal Specifications contained in the Master Municipal Construction Documents (Platinum), Volume II, 2009.

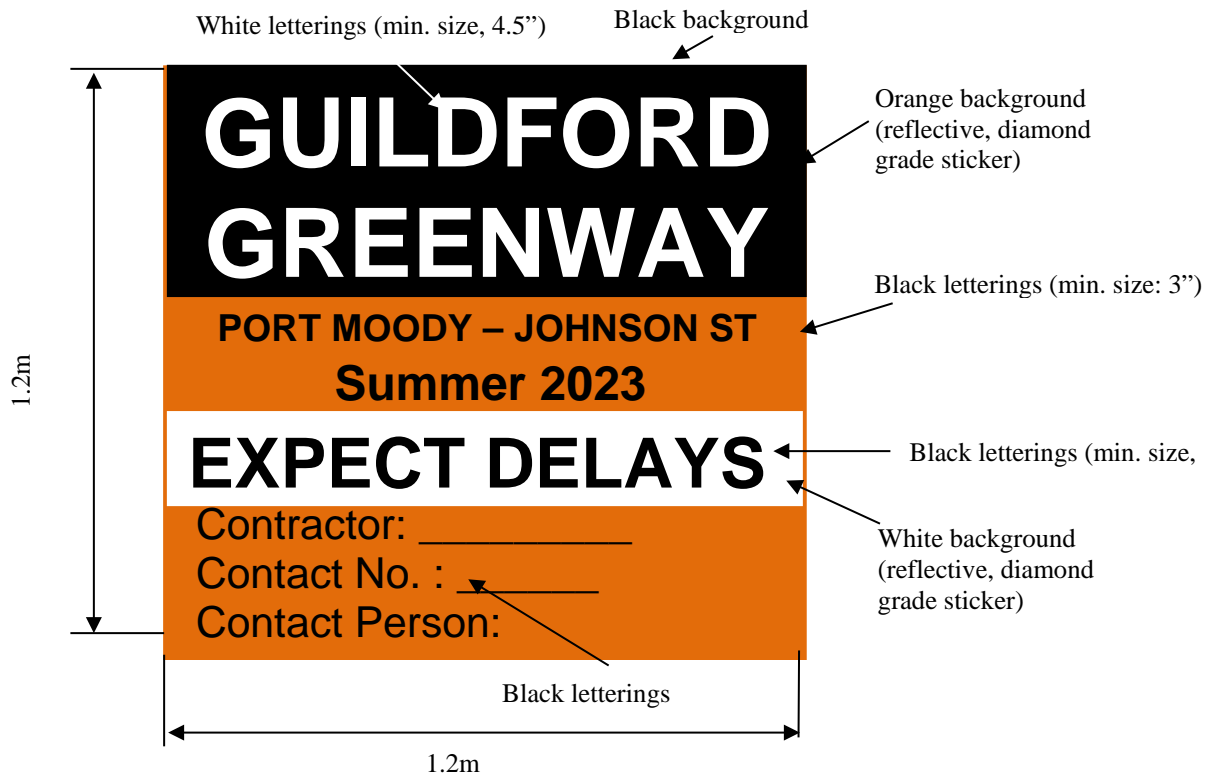
No work is allowed on Sundays without specific written permission from Contract Administrator.

6.0 CONSTRUCTION OPERATIONS

- 6.1 Truck Routes .1 The Contractor is restricted to the City's designated Truck Routes. The current Truck Route Map is available on the City's website at www.coquitlam.ca and can be found under **Residents, Transit & Transportation, Trucking Routes**.
- 6.2 Road Specific Considerations .1 Ensure that Traffic Management Plan accommodates businesses and residences during construction activities.
- 6.3 Work Stoppage Due to Traffic .1 The City will not control or direct traffic control activities of the Contractor, but may require an immediate stop to any work where, in the sole opinion of the Contract Administrator, the provided traffic management plan is ineffective or creating unreasonable delays
- 6.4 Construction Activity and Signage .1 The Contractor will be responsible to place other construction information signs as required to inform the public of construction activities, and ensure safe travel through the work site.
- 6.5 Construction Zone Information Signs .1 The Contractor is required to provide, one week prior to start of work, stationary signs at intersections, to inform traffic of existing and anticipated conditions at entry points of the street to be worked on.
- Ensure that signs and locations are addressed in the Traffic Management Plan.
- All signs are to be removed at the end of the construction period.
- Exact locations to be determined on site by Contract Administrator.
- Northbound – NE corner of Falcon Drive and Guildford Way
 - Southbound – Falcon Drive at 1220 Falcon Drive
 - Northbound/Southbound – Lansdowne Drive at Guildford Way
 - Northbound/Southbound – Johnson Street at Guildford Way
- .2 The following locations will require Changeable Message Sign (CMS) for the duration of the project. CMS boards must be able to handle a minimum of 3 lines per page/screen and must be in service at least 5 normal work days prior to construction start.
- Eastbound - Port Moody border at Guildford Way
 - Westbound – Pacific Street at Guildford Way

These supplementary Specifications must be read in conjunction with the Master Municipal Specifications contained in the Master Municipal Construction Documents (Platinum), Volume II, 2009.

Construction Zone Information Signs to follow specifications below:



These supplementary Specifications must be read in conjunction with the Master Municipal Specifications contained in the Master Municipal Construction Documents (Platinum), Volume II, 2009.



APPENDIX 1

City of Coquitlam
Road and Sidewalk Closure Permit Request

Traffic Operations Division
3000 Guildford Way, Coquitlam BC V3B 7N2
Phone: 604-927-6250 Fax: 604-927-6255
Email: trafficoperations@coquitlam.ca

Submit to the Traffic Operations Division a minimum of 5 business days prior to the intended closure date.

Permit Fee - ~~\$75.00 (Effective February 1, 2025)~~

Payment Methods – After review, and if approved, payment options will be emailed to the applicant.

Application Date: _____

City Project Number (if applicable): 77579-1

Contact Information

Company Name: _____

Applicant Name: _____

Name of Contractor doing work for Company/Applicant: _____

Phone: _____ Fax: _____

24 Hour Emergency Phone: _____ Email: _____

Location, date and time, and traffic control plan information

I request approval to close (check all that apply): Direction: Northbound Southbound Eastbound Westbound

Curb/Outside Lane Centre/Inside Lane Right Turn Lane Left Turn Lane Cycling Lane Sidewalk

Single Lane Alternating Traffic Full Closure

Road/Street Name: _____

Location Description: _____

Date & Time Information: Dates: _____ Starting _____ Ending _____

Hours: _____ Starting _____ Ending _____

Purpose: _____

Will this closure disrupt: Bus Routes or Stops? Yes No If yes, the Applicant will need to contact Coast Mountain Bus Company regarding disruptions.

Will this closure disrupt: Garbage/Recycling Routes or Pick Up? Yes No If yes, the Applicant will need to assist the contractor and/or contact the City's Environmental Services Group. www.coquitlam.ca/trashtalk

These supplementary Specifications must be read in conjunction with the Master Municipal Specifications contained in the Master Municipal Construction Documents (Platinum), Volume II, 2009.

Traffic Control Plan*:

- (a) Traffic Management Manual for Work on Roadways Figure Number _____, or
(b) A Traffic Control Plan (*attach separately*) indicating signage, taper lengths, direction of traffic, work area, and north arrow

Traffic control persons (flag persons) on duty? Yes No If yes, specify how many: _____

** Important Notice: All operations within the road right-of-way must comply with Worksafe BC regulations and BC Ministry of Transportation standards for work on roadways.*

Application Checklist

- Permit Fee
- Prime Contractor Designation Letter
- City of Coquitlam Certificate of Insurance
- Traffic Control Plan or Traffic Management Manual for Work on Roadways Figure Number
- Coast Mountain Bus Company (Phone: 778-593-5774 | Email: special.events@coastmountainbus.com) contacted regarding impact to bus routes and bus stops
- City of Coquitlam Environmental Services Group (Phone: 604-927-3500 | Email: wastereduction@coquitlam.ca) contacted regarding impact to garbage/recycling routes and pick up

I HEREBY AGREE to the terms stipulated herein and further agree to indemnify and save harmless the City against any and all claims, actions, or expenses whatsoever or by whomsoever brought against the City by the reason of the City granting us this Road and Sidewalk Closure Permit. I further agree to accept responsibility to ensure proper situation control and street sweeping for the duration of the road or sidewalk obstruction.

Date

Applicant Signature

Office Use Only PERMIT STATUS

- Permit Fee Prime Contractor Letter Certificate of Insurance
- Traffic Control Plan Impact to bus service Impact garbage and recycling collection

Request is denied for the following reason(s): _____

Request is approved with the following change(s): _____

Request is approved as submitted

Date

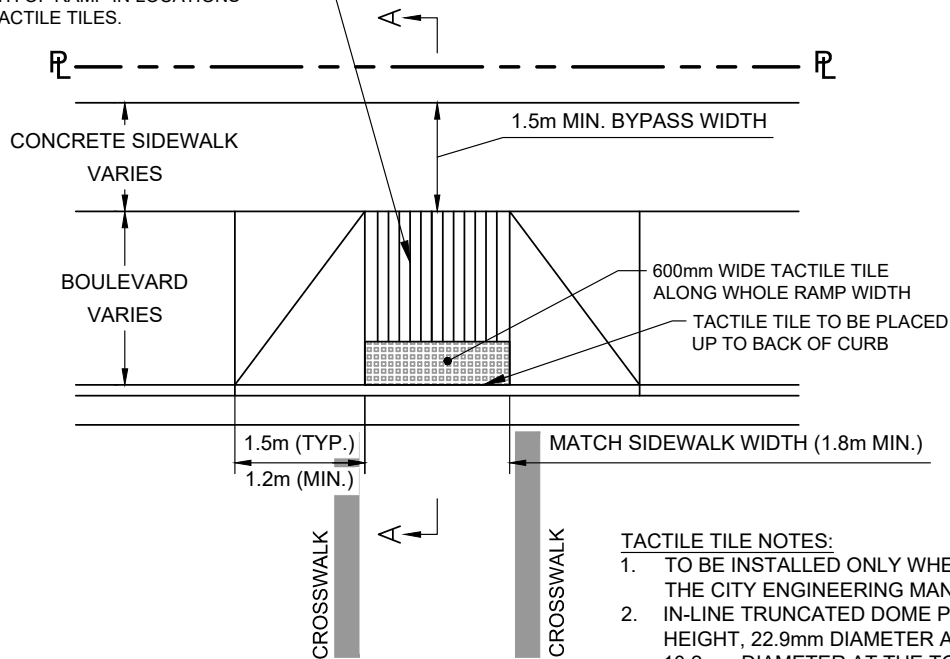
Traffic Technologist or Designate

These supplementary Specifications must be read in conjunction with the Master Municipal Specifications contained in the Master Municipal Construction Documents (Platinum), Volume II, 2009.

***Appendix B -
Additional Information***

SCORE LINES MUST LINE UP IN DIRECTION OF TRAVEL AND BE PARALLEL WITH THE CROSSING OR MARKED CROSSWALK. SCORE LINES 150mm APART TO FILL RAMP. USE 9.5mm TROWEL. SCORING TO EXTEND FULL LENGTH OF RAMP IN LOCATIONS WITHOUT TACTILE TILES.

NOTE: STANDARD RAMP LENGTH: 2.4m AT CENTRE OF RAMP. RECOMMENDED RAMP SLOPE: 7.6% (±). MAX. SLOPE 8.3% (1:12) WHERE TOPOGRAPHY PERMITS. WHEN SITE CONDITIONS DO NOT PERMIT TYPICAL LAYOUT DESIGN TO BE APPROVED BY THE CITY ENGINEERING MANAGER.



SINGLE RAMP

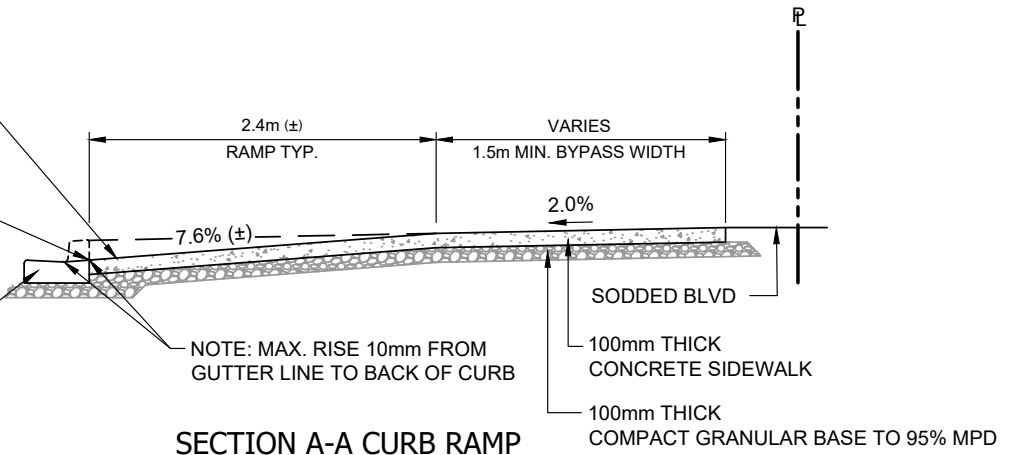
TACTILE TILE NOTES:

1. TO BE INSTALLED ONLY WHEN PRESCRIBED BY THE CITY ENGINEERING MANAGER.
2. IN-LINE TRUNCATED DOME PATTERN 5.1mm IN HEIGHT, 22.9mm DIAMETER AT THE BASE AND 10.2mm DIAMETER AT THE TOP OF DOME SPACED 59.7mm NOMINAL DIAGONALLY AND 43.2mm NOMINAL SIDE BY SIDE EXCEPT FOR RADIUS TILE.
3. COLOUR: FEDERAL YELLOW PER U.S. FEDERAL STANDARD 595B, TABLE IV, COLOR NO.335.
4. WIDTH = 600mm, LENGTH = RAMP WIDTH
5. REFER TO COQUITLAM APPROVED PRODUCTS LIST FOR ACCEPTABLE SUPPLIERS.

RAMP SHALL BE UNIFORM THICKNESS OF 100mm FROM TOP OF LIP TO TOP OF SIDEWALK

TRANSITION FROM CURB TO RAMP SHALL BE FLUSH

CONCRETE BARRIER CURB & GUTTER



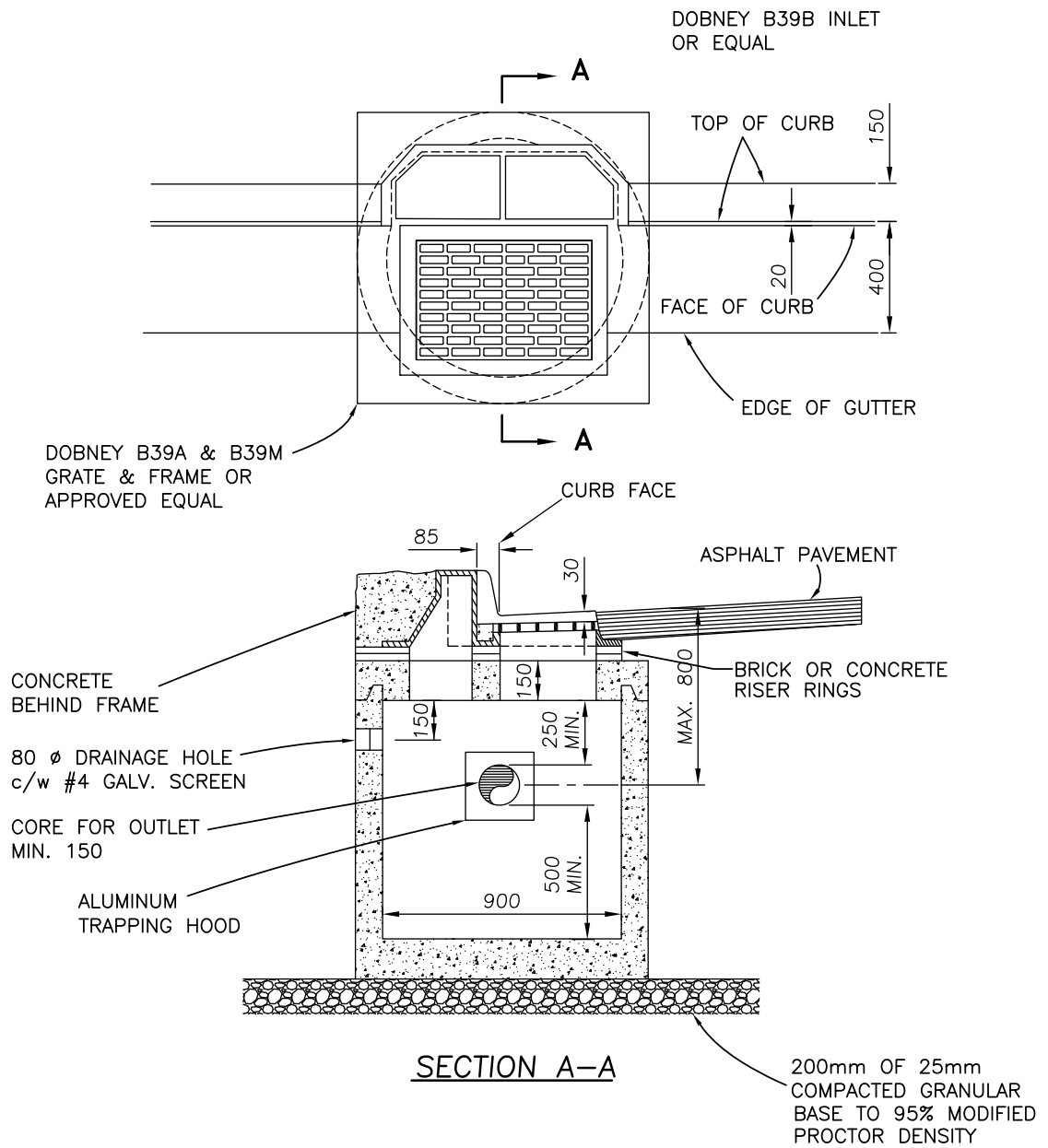
SECTION A-A CURB RAMP

PLOTTED: 19-NOV-20

SINGLE CURB RAMP LETDOWN

DATE: NOV/2020
 DRAWN: GA
 SCALE: N.T.S.

DRAWING NUMBER:
COQ-C9C



- NOTES:
1. REFER TO CONTRACT DRAWINGS, SECTION 33 44 01 FOR DETAILED SPECIFICATIONS.
 2. PLACE 0.05 cu m DRAIN ROCK ADJACENT TO DRAINAGE HOLE WHEN BACKFILLING.

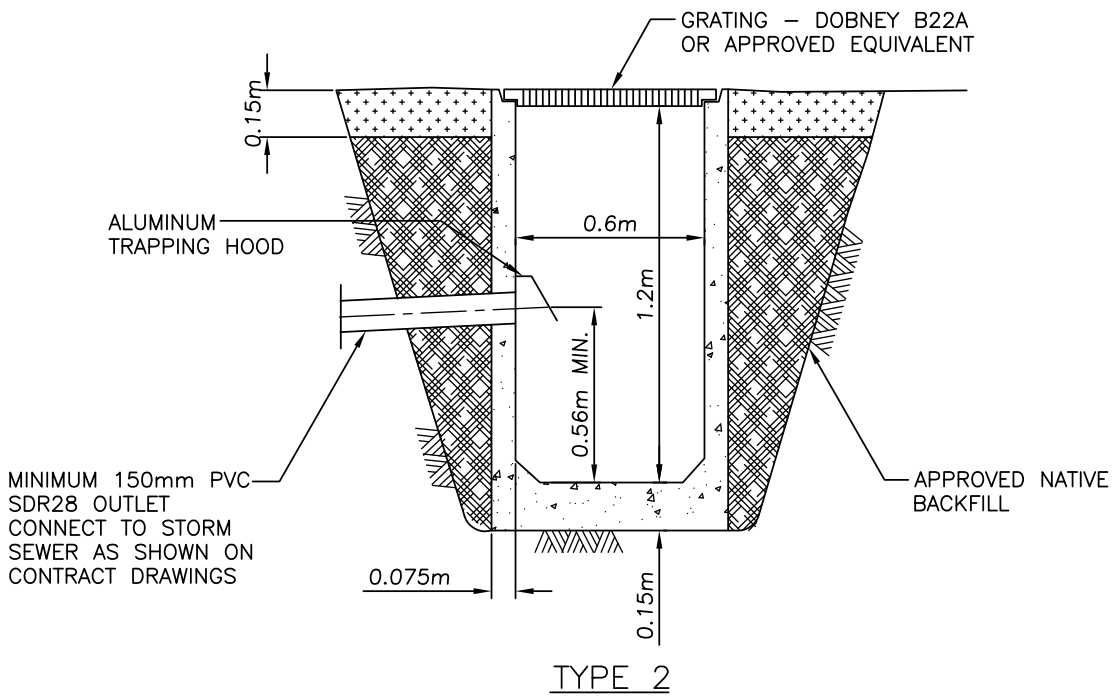
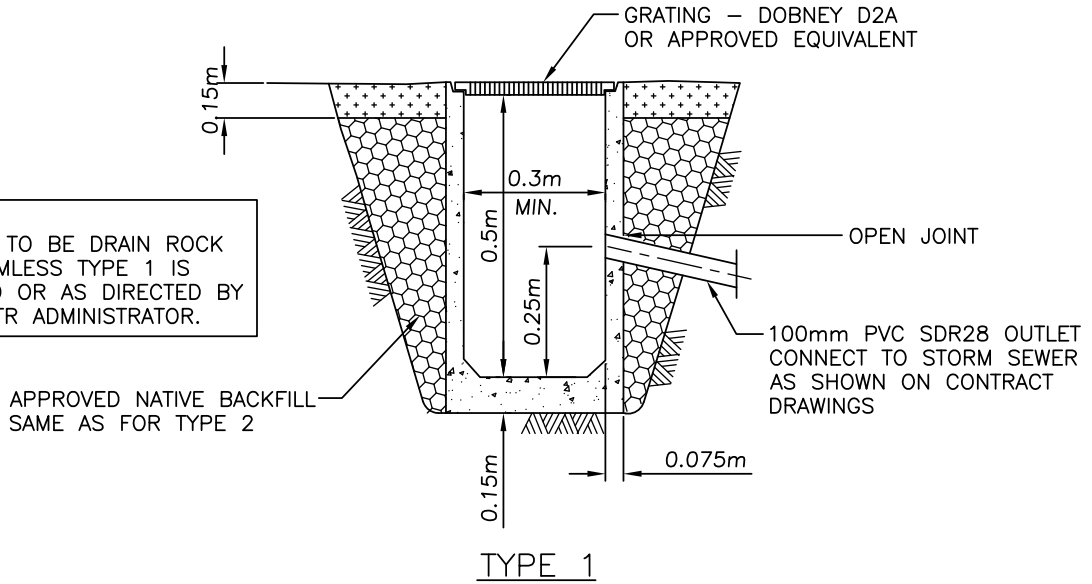
PLOTTED: 19-Nov-18

SIDE INLET CATCH BASIN ASSEMBLY

DATE: AUGUST/2014
 DRAWN: REY
 SCALE: N.T.S.

DRAWING NUMBER:
COQ-S11A

NOTE:
BACKFILL TO BE DRAIN ROCK
IF BOTTOMLESS TYPE 1 IS
SPECIFIED OR AS DIRECTED BY
CONTRACTR ADMINISTRATOR.



NOTE:

1. REFER TO CONTRACT DRAWINGS, SECTION 33 44 01 FOR DETAILED SPECIFICATIONS.

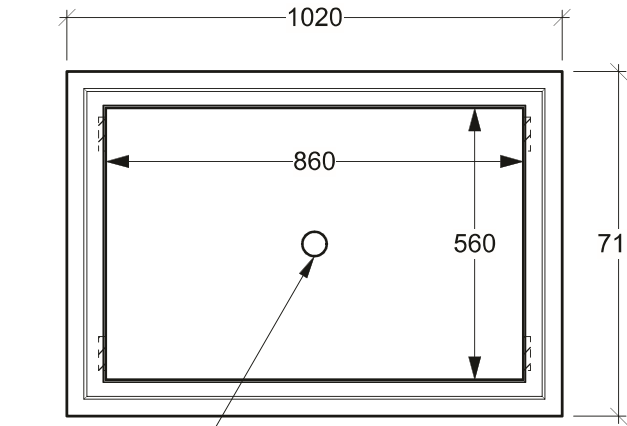
PLOTTED: 13-Jul-20

LAWN DRAINS

DATE:	JULY/2020
DRAWN:	REY
SCALE:	N.T.S.

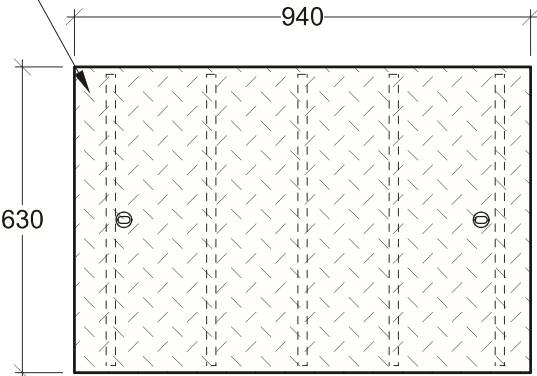
DRAWING NUMBER:
COQ-S12A

Painted Black, Bolt-down, Steel Checker Plate Lids
Options: Galvanizing, Padlock Recess
 Remote Reader Holes
 Weld Marking e.g. "ELEC"

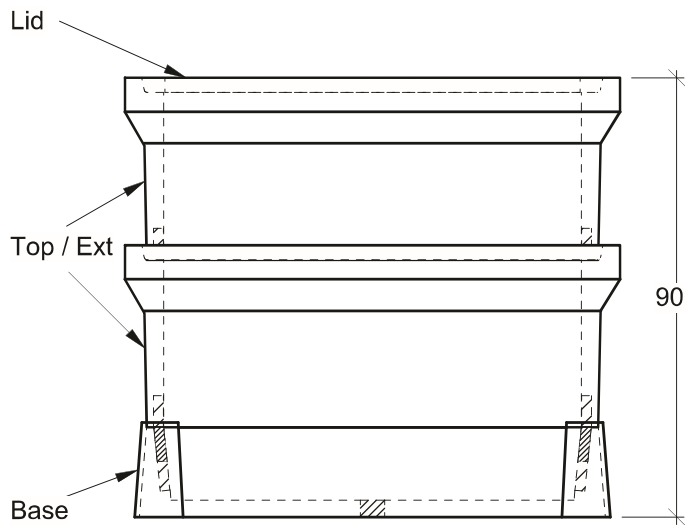


50Ø Drain Hole
in Center

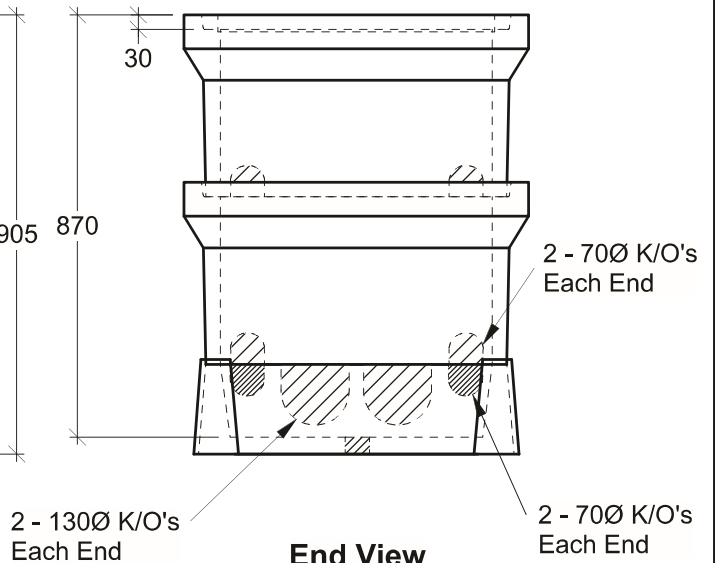
Plan View



Plan View - Lid



Side View



End View

General Notes:

- Products manufactured in accordance with CSA A23.4
- Designed for Boulevard (Off-Road) Use - H-20 Static Loading
- Steel Products manufactured under CSA W47.1 in accordance to CSA W59
- Site Installation, Backfilling & Suitability for Use is the responsibility of others.



19060 - 54th Avenue
Surrey, B.C. V3S 8E5

Tel (604) 576-1808
info@aeconcrete.com

5686 Service Box - Complete

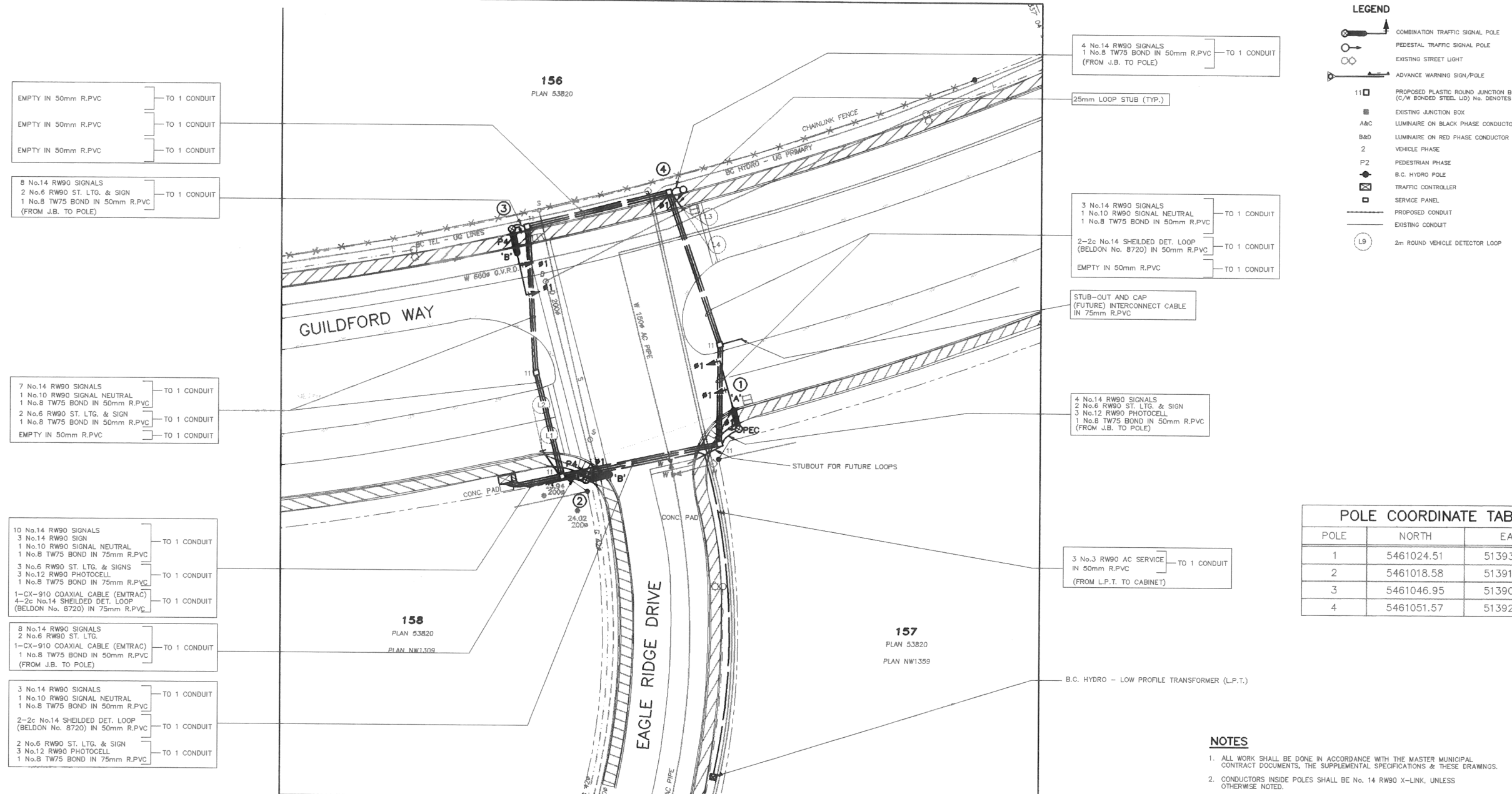
Lid: 100 lbs / 45 kgs
 Top/Ext: 195 lbs / 90 kgs
 Base: 175 lbs / 80 kgs Total: 665 lbs / 305 kgs

Scale: 1:15 mm

Rev: 28Jun08

Dwg#: **5686-N3-ZZZZ-C**

*See also E0992-01/C0119-01 for Comm. Fibre along Guildford



EMPTY IN 50mm R.PVC TO 1 CONDUIT
 EMPTY IN 50mm R.PVC TO 1 CONDUIT
 EMPTY IN 50mm R.PVC TO 1 CONDUIT

8 No.14 RW90 SIGNALS
 2 No.6 RW90 ST. LTG. & SIGN
 1 No.8 TW75 BOND IN 50mm R.PVC (FROM J.B. TO POLE) TO 1 CONDUIT

7 No.14 RW90 SIGNALS TO 1 CONDUIT
 1 No.10 RW90 SIGNAL NEUTRAL
 1 No.8 TW75 BOND IN 50mm R.PVC TO 1 CONDUIT
 2 No.6 RW90 ST. LTG. & SIGN TO 1 CONDUIT
 1 No.8 TW75 BOND IN 50mm R.PVC (FROM J.B. TO POLE) TO 1 CONDUIT
 EMPTY IN 50mm R.PVC TO 1 CONDUIT

10 No.14 RW90 SIGNALS TO 1 CONDUIT
 3 No.14 RW90 SIGN TO 1 CONDUIT
 1 No.10 RW90 SIGNAL NEUTRAL
 1 No.8 TW75 BOND IN 50mm R.PVC TO 1 CONDUIT
 3 No.6 RW90 ST. LTG. & SIGN TO 1 CONDUIT
 3 No.12 RW90 PHOTOCELL TO 1 CONDUIT
 1 No.8 TW75 BOND IN 75mm R.PVC TO 1 CONDUIT
 1-CX-910 COAXIAL CABLE (EMTRAC) TO 1 CONDUIT
 4-2x No.14 SHIELDED DET. LOOP (BELDON No. 8720) IN 75mm R.PVC TO 1 CONDUIT

8 No.14 RW90 SIGNALS TO 1 CONDUIT
 2 No.6 RW90 ST. LTG. TO 1 CONDUIT
 1-CX-910 COAXIAL CABLE (EMTRAC) TO 1 CONDUIT
 1 No.8 TW75 BOND IN 50mm R.PVC (FROM J.B. TO POLE) TO 1 CONDUIT

3 No.14 RW90 SIGNALS TO 1 CONDUIT
 1 No.10 RW90 SIGNAL NEUTRAL
 1 No.8 TW75 BOND IN 50mm R.PVC TO 1 CONDUIT
 2-2x No.14 SHIELDED DET. LOOP (BELDON No. 8720) IN 50mm R.PVC TO 1 CONDUIT
 2 No.6 RW90 ST. LTG. & SIGN TO 1 CONDUIT
 3 No.12 RW90 PHOTOCELL TO 1 CONDUIT
 1 No.8 TW75 BOND IN 75mm R.PVC TO 1 CONDUIT

4 No.14 RW90 SIGNALS TO 1 CONDUIT
 1 No.8 TW75 BOND IN 50mm R.PVC (FROM J.B. TO POLE) TO 1 CONDUIT

3 No.14 RW90 SIGNALS TO 1 CONDUIT
 1 No.10 RW90 SIGNAL NEUTRAL TO 1 CONDUIT
 1 No.8 TW75 BOND IN 50mm R.PVC TO 1 CONDUIT
 2-2x No.14 SHIELDED DET. LOOP (BELDON No. 8720) IN 50mm R.PVC TO 1 CONDUIT
 EMPTY IN 50mm R.PVC TO 1 CONDUIT

4 No.14 RW90 SIGNALS TO 1 CONDUIT
 2 No.6 RW90 ST. LTG. & SIGN TO 1 CONDUIT
 3 No.12 RW90 PHOTOCELL TO 1 CONDUIT
 1 No.8 TW75 BOND IN 50mm R.PVC (FROM J.B. TO POLE) TO 1 CONDUIT

3 No.3 RW90 AC SERVICE TO 1 CONDUIT
 IN 50mm R.PVC (FROM L.P.T. TO CABINET) TO 1 CONDUIT

LEGEND

- COMBINATION TRAFFIC SIGNAL POLE
- PEDESTAL TRAFFIC SIGNAL POLE
- EXISTING STREET LIGHT
- ADVANCE WARNING SIGN/POLE
- 111 PROPOSED PLASTIC ROUND JUNCTION BOX (5/8" BORED STEEL LUG) NO. DENOTES TYPE
- EXISTING JUNCTION BOX
- Abc LUMINAIRE ON BLACK PHASE CONDUCTOR
- B&D LUMINAIRE ON RED PHASE CONDUCTOR
- 2 VEHICLE PHASE
- P2 PEDESTRIAN PHASE
- B.C. HYDRO POLE
- TRAFFIC CONTROLLER
- SERVICE PANEL
- PROPOSED CONDUIT
- EXISTING CONDUIT
- (L9) 2m ROUND VEHICLE DETECTOR LOOP

IMPORTANT:
 HYDRO, GAS AND TELEPHONE ARE NOT SHOWN ON THE CITY OF COQUITLAM AS-BUILTS OR RECORD DRAWINGS. CONTACT BC HYDRO, TERASEN GAS AND TELUS FOR CURRENT AS-BUILTS PERTAINING TO THESE UTILITIES.

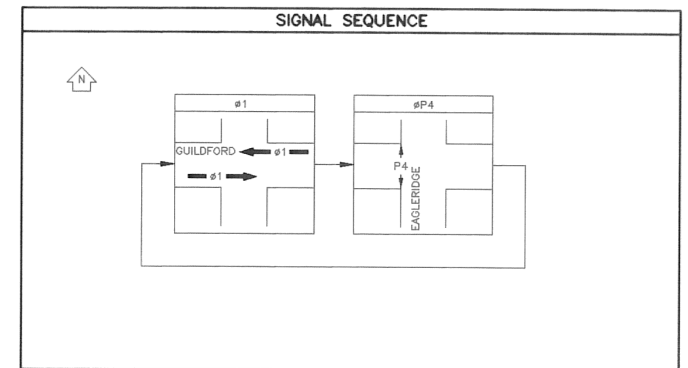
NOTE:
 LOCATION OF EXISTING UTILITIES SHOWN ARE APPROXIMATE ONLY AND SHOULD BE CONFIRMED BY A PIPE LOCATOR AND MANUAL DIGGING. ALL OR ANY EXISTING STRUCTURES ARE NOT NECESSARILY SHOWN.

THIS PHOTOCOPY IS SUPPLIED BY THE CITY OF COQUITLAM FOR GENERAL INFORMATION ONLY AND THE ACCURACY OF INFORMATION CONTAINED ON THE DOCUMENT IS NOT GUARANTEED BY THE CITY.

POLE COORDINATE TABLE

POLE	NORTH	EAST
1	5461024.51	513933.39
2	5461018.58	513916.06
3	5461046.95	513907.49
4	5461051.57	513926.94

- NOTES**
- ALL WORK SHALL BE DONE IN ACCORDANCE WITH THE MASTER MUNICIPAL CONTRACT DOCUMENTS, THE SUPPLEMENTAL SPECIFICATIONS & THESE DRAWINGS.
 - CONDUCTORS INSIDE POLES SHALL BE No. 14 RW90 X-LINK, UNLESS OTHERWISE NOTED.
 - ALL SIGNAL HEAD SECTIONS SHALL BE WIRED SEPARATELY FROM THE BASE OF THE POLE, INCLUDING A SEPARATE NEUTRAL FOR EACH HEAD.
 - EACH PAIR OF No. 14 SHIELDED DETECTOR LOOP CONDUCTORS SHALL RUN CONTINUOUS, WITH NO SPLICES, FROM THE CONTROLLER TO THE RESPECTIVE LOOP.
 - DETECTOR LOOPS SHALL BE POSITIONED AS SHOWN AND SHALL NOT BE INSTALLED UNTIL STOP LINES HAVE BEEN LOCATED BY CITY CREWS.
 - ALL COMMON CIRCUIT WIRING SHALL BE TAGGED AND TIE WRAPPED AS DETAILED IN THE SPECIFICATIONS.
 - ELECTRICAL PERMIT AND INSPECTIONS SHALL BE ARRANGED THROUGH THE ELECTRICAL SAFETY BRANCH INSPECTOR. CONTRACTOR SHALL NOTIFY PROVINCIAL INSPECTORS 24 HOURS PRIOR TO THE COMMENCEMENT OF ANY WORK.
 - DETECTOR LOOP CONDUCTORS SHALL BE COLOUR CODED AS FOLLOWS:
 -CENTRE LANES - RED
 -CURB LANES - YELLOW
 - DETECTOR LOOPS IN ADJACENT LANES SHALL BE WOUND IN OPPOSITE DIRECTIONS AS FOLLOWS:
 -CENTRE LANE LOOPS SHALL BE WOUND COUNTER CLOCKWISE
 -CURB LANE LOOPS SHALL BE WOUND CLOCKWISE
 - SAFETY CHAIN TO BE BOLTED TO BACK OF TOP SECTION OF SIGNAL HEAD USING AN EYE-BOLT. HOLE TO BE SEALED WITH SILICONE SEALANT.
 - THE CONTRACTOR (OR ANY SUB-CONTRACTOR) SHALL NOTIFY THE CITY CIVIL WORKS INSPECTOR A MINIMUM OF 2 DAYS PRIOR TO STARTING ANY PART OF THE WORK PROGRAM. THE CIVIL INSPECTOR MUST BE INFORMED OF THE WORK SCHEDULE AT ALL TIMES. INSTALLATION OF ANY WORK WITHOUT THE CITY INSPECTOR PRESENT IS SUBJECT TO REMOVAL AND REINSTALLATION AT THE CONTRACTOR'S SOLE EXPENSE.
 - INTERSECTION ILLUMINATION LEVEL IS 21.8 LUX WITH 2.8:1 UNIFORMITY RATIO.



SITE PLAN
 1:250

I HEREBY CERTIFY THAT TO THE BEST OF MY KNOWLEDGE THESE WORKS ARE COMPLETE AND WERE CONSTRUCTED AS ON THIS "RECORD DRAWING".

LCP SIGNAL MANAGEMENT GROUP

SIGNED: *[Signature]*
 DATE: *Mar 4 1998*

No.	REVISION	DATE	BY	SEAL
7				
6				
5				
4				
3	RECORD DRAWING	JAN 16/98	L.C.P.	
2	ISSUED FOR CONSTRUCTION	AUG 11/97	L.C.P.	
1	ISSUED FOR TENDER	JUL 11/97	L.C.P.	

LCP Signal Management Group

1447 Gabriola Drive
 Coquitlam, B.C.
 V3E 2C6

Ph: (604)-942-3631
 Fax: (604)-945-9809

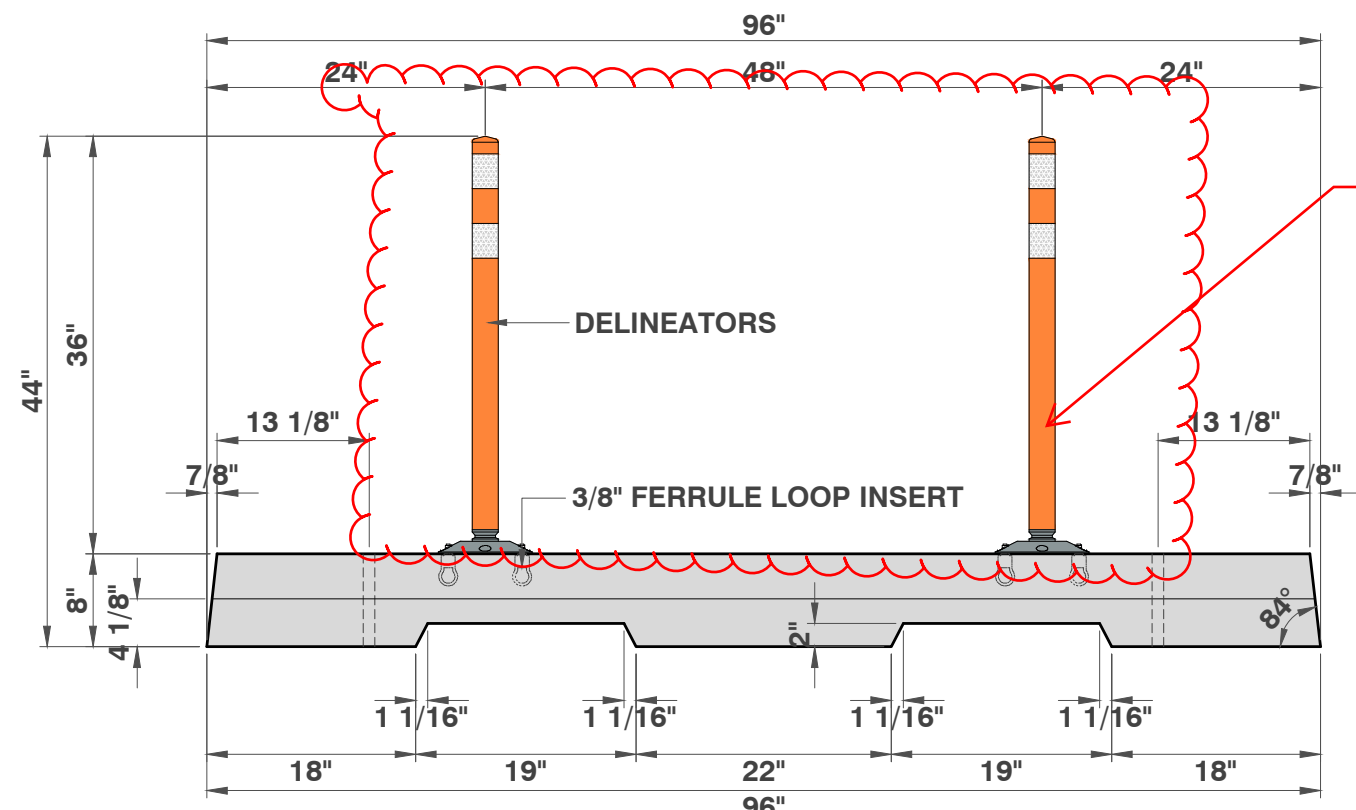
DESIGN: L.C.P.
 DRAWN: L.K.
 CHECK: []
 APPROVED: []
 DATE: JAN. 1998
 SCALE: 1:250
 DRAWING No.: E-758-1

THE EXISTING UTILITIES INFORMATION SHOWN IS COMPILED FROM RECORD DRAWINGS AND SURVEYS. IT IS NOT GUARANTEED FOR COMPLETENESS OR ACCURACY.

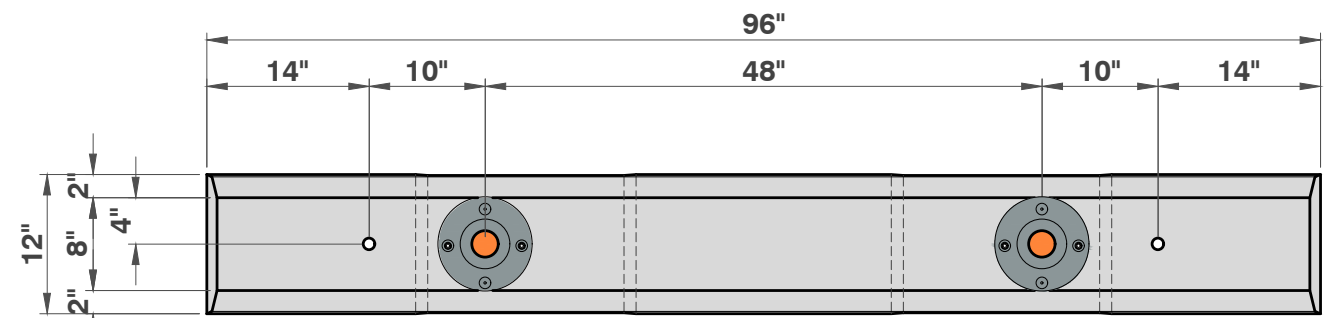
PRIOR TO CONSTRUCTION THE CONTRACTOR SHALL:
 1. CONFIRM LOCATIONS AND ELEVATIONS OF ALL UTILITIES AND ADVISE THE ENGINEER OF POTENTIAL CONFLICTS.
 2. NOTIFY THE VARIOUS UTILITY AGENCIES AND OBTAIN FIELD LOCATIONS.
 3. PROTECT EXISTING UTILITIES FROM DAMAGE.

CITY OF COQUITLAM	ENGINEERING DEPARTMENT	FILE - PROJECT 97450
TRAFFIC SIGNAL INSTALLATION GUILDFORD WAY AT EAGLE RIDGE DRIVE		CITY DRAWING No. E758-1
		SHEET 1 OF 2
		DESTROY PRINTS BEARING PREVIOUS NUMBER → 2

COURTESY: August 11, 1998 10:45 AM C:\E0992\01\C0119\01\T01.DWG PLOT 1.dwg

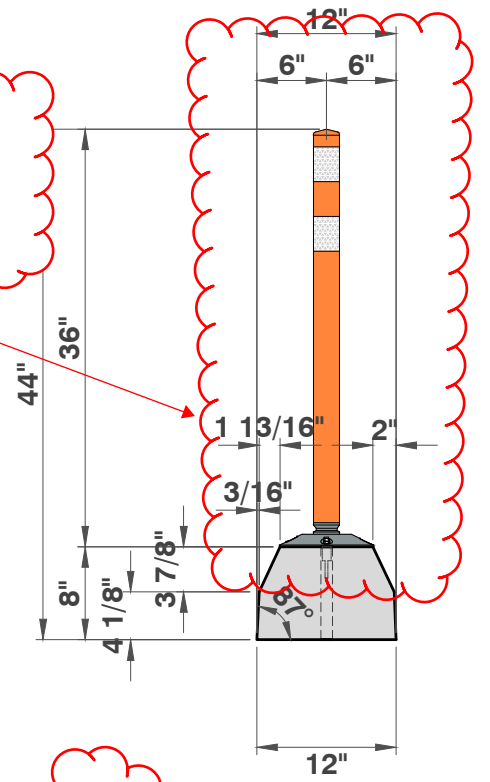


ELEVATION
3/4" = 1'

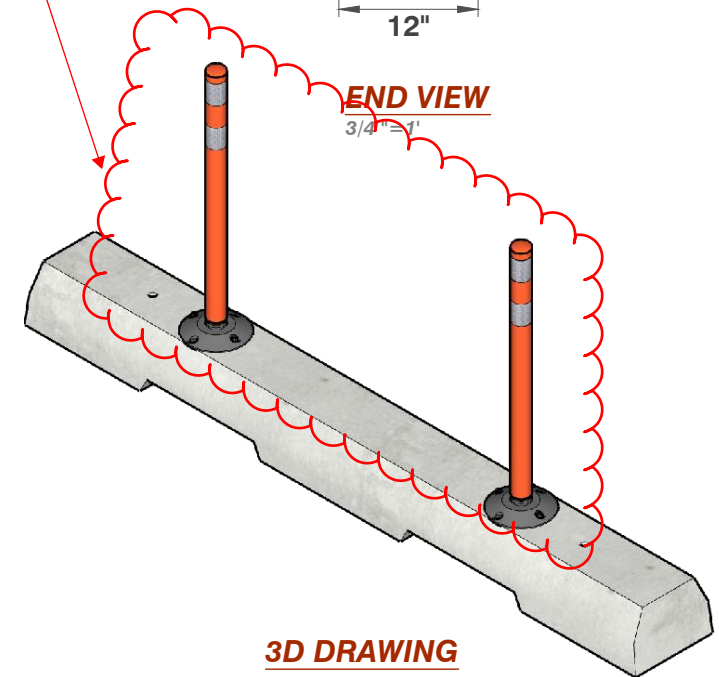


TOP VIEW
3/4" = 1'

Steel flex delineators to be used as per Contract Drawings and specifications



END VIEW
3/4" = 1'



3D DRAWING

PIECE DESCRIPTION:

- 4 PCS 3/8" FERRULE LOOP INSERT
- 2 PCS 2 1/4"Ø x 36" DELINEATORS WITH BLACK BASE
- TWO 1"Ø DOWEL HOLES

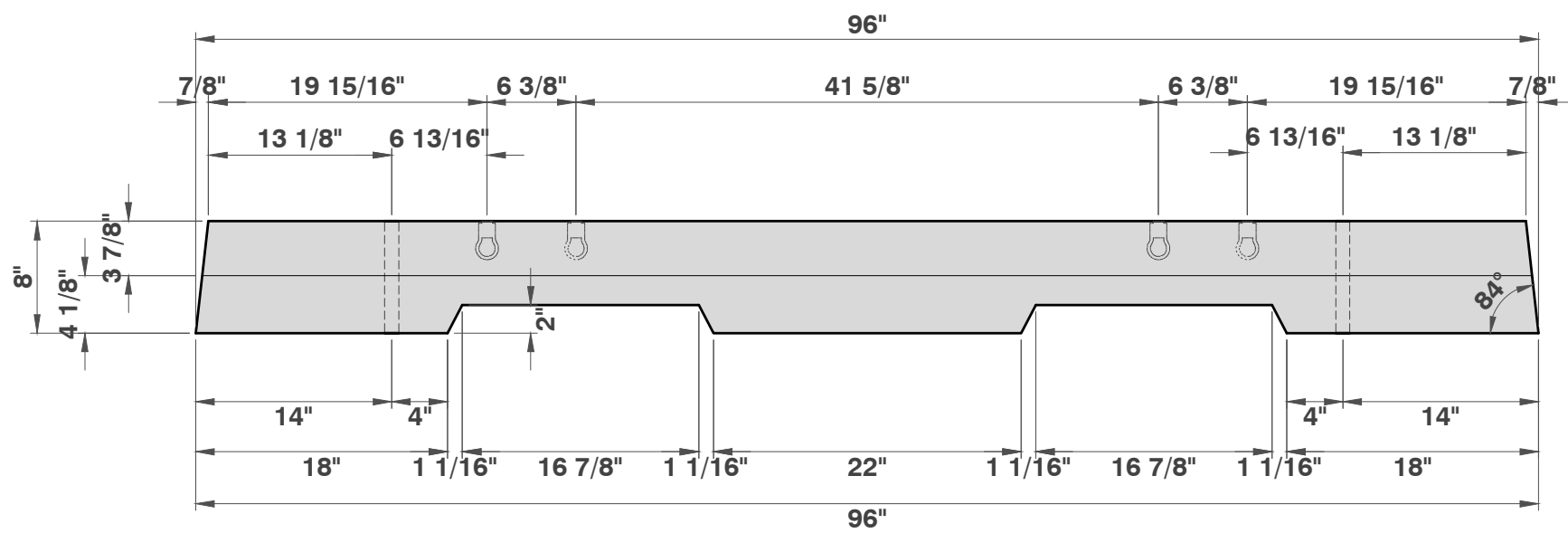
NOTE:

- WHEN INSTALLING CURBS WITH PINS. LAYOUT CURBS TO DESIRED POSITION AND THEN INSTALL PIN
- PIN HOLES IN CURBS MAY BE SLIGHTLY ANGLED AND DIFFER FROM CURB TO CURB. DO NOT PRE-DRILL PIN HOLES

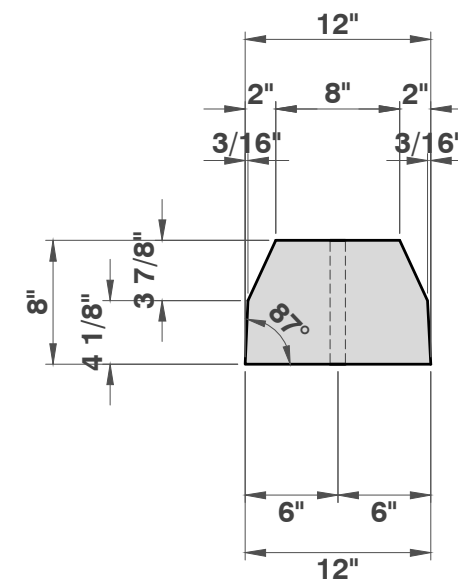
CUSTOMER DETAIL INFORMATION	
QUANTITY	
FINISH	
COLOUR (AVAILABLE)	ORANGE, YELLOW, WHITE
WEIGHT	
DIMENSIONS	96" x 44" x 12"



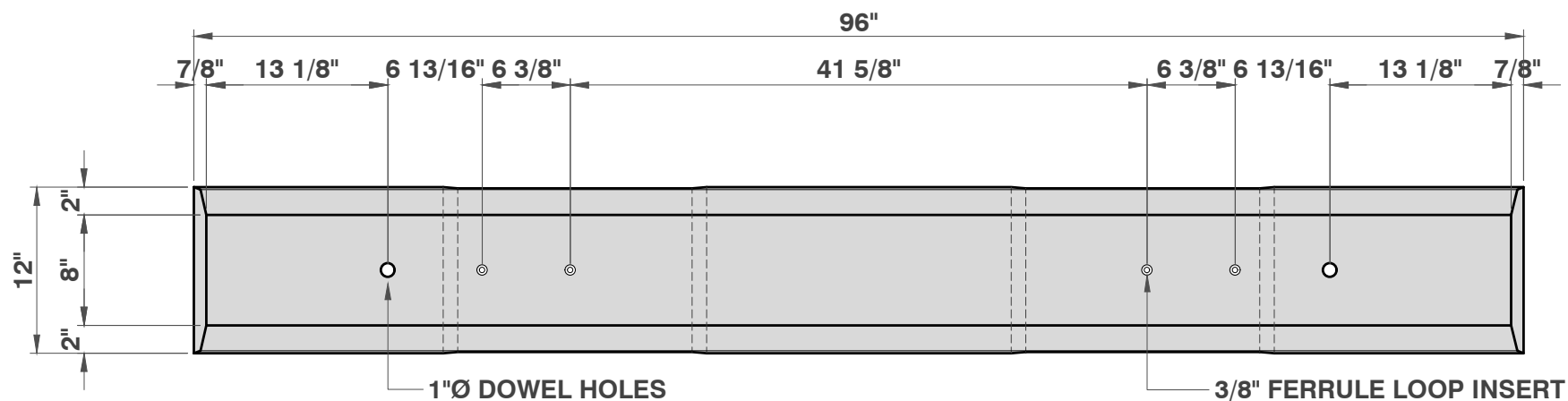
PROJECT DESCRIPTION:	DRAWN BY:	REQD BY:	RN.	DESCRIPTION	MM/DD/YY	SCALE: AS SHOWN
BIKE LANE BARRIERS SURFACED MOUNTED	YJE	CA				DATE: 07/15/21
	APPROVED BY:					DWG NO:
						01



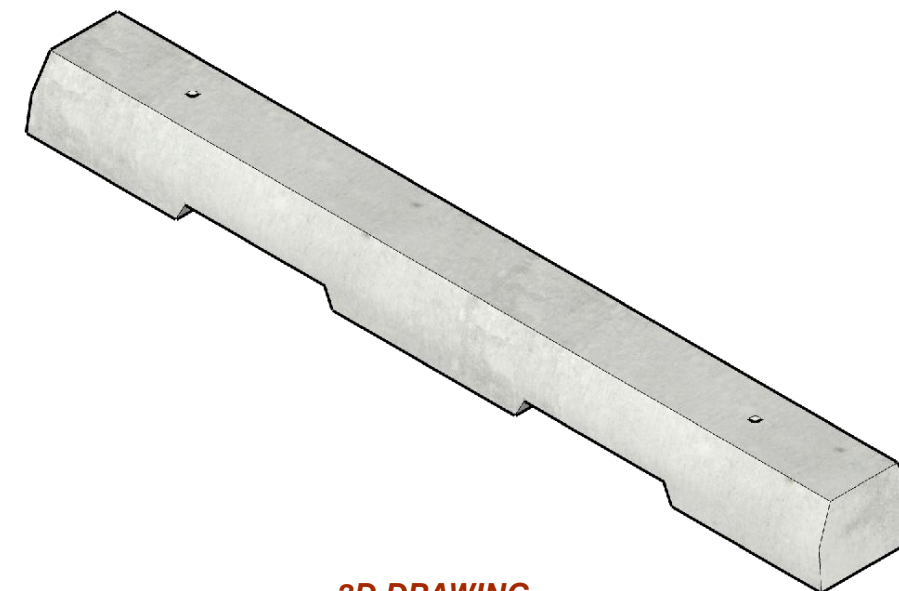
ELEVATION
1" = 1'



END VIEW
1" = 1'



TOP VIEW
1" = 1'



CUSTOMER DETAIL INFORMATION	
QUANTITY	1 PC.
FINISH	PLAIN CONCRETE
COLOUR	NATURAL GREY
WEIGHT	663 LBS.
DIMENSIONS	96" x 12" x 8"



PROJECT DESCRIPTION:	DRAWN BY:	REQD BY:	RN.	DESCRIPTION	MM/DD/YY	SCALE: AS SHOWN
BIKE LANE BARRIERS SURFACED MOUNTED	YJE	CA				DATE: 07/15/21
	APPROVED BY:					DWG NO: 02



STEEL-FLEX® SURFACE MOUNT

Safe, cost effective roadside sign post solution.

Steel-Flex® Surface Mount is a durable, impact resistant and low maintenance solution for road edge delineation needs. Designed for installation on concrete surfaces, the 0.6kg polyurethane base comes complete with a Steel-Flex® post secured with anti-vandal fasteners.

D14S kits (3 bolt down fasteners/washers/nylon rawl plug) are available for installing Steel-Flex® surface mount on to a concrete surface. The robust and safe range is available in various configurations and colours to meet your requirements, including applications as a flexible sign post.

KEY FEATURES

- Ideal for concrete pavements
- Durable signpost solution
- Returns to vertical after repeated impacts
- Will not dislodge on impact
- High impact resistance
- Will not fade or discolour
- Thermal resistance -30°C to +80°C
- Life expectancy of 15 + years
- Quick and easy to install
- Low maintenance
- High visibility
- Fire resistant
- Significant cost savings
- No sharp edges



STEEL-FLEX® SURFACE MOUNT GUIDE POSTS & ROAD EDGE POST PRODUCTS

CODE	DESCRIPTION	MOQ	PLT
SM06D2W	SM BASE FITTED WITH WHITE STEEL-FLEX® POST - OVERALL HEIGHT 600MM - 50MM X 200MM WHITE DELINEATION TO FRONT ONLY	1	250
SM08D2W	SM BASE FITTED WITH WHITE STEEL-FLEX® POST - OVERALL HEIGHT 800MM - 50MM X 200MM WHITE DELINEATION TO FRONT ONLY	1	250
SM09D2W	SM BASE FITTED WITH WHITE STEEL-FLEX® POST - OVERALL HEIGHT 900MM - 50MM X 200MM WHITE DELINEATION TO FRONT ONLY	1	250
SM10D2W	SM BASE FITTED WITH WHITE STEEL-FLEX® POST - OVERALL HEIGHT 1000MM - 50MM X 200MM WHITE DELINEATION TO FRONT ONLY	1	250
SM10-HAZ-L	SM BASE FITTED WITH WHITE STEEL-FLEX® POST - OVERALL HEIGHT 1000MM - 4 X 150MM BLACK DIRECTIONAL BANDS, WHITE REFLECTIVE STICKER FITTED TO BOTH SIDES	1	250
SM10-HAZ-R	SM BASE FITTED WITH WHITE STEEL-FLEX® POST - OVERALL HEIGHT 1000MM - 4 X 150MM BLACK RIGHT DIRECTIONAL BANDS, WHITE REFLECTIVE STICKER FITTED TO BOTH SIDES	1	250
SM10-NZD	SM BASE FITTED WITH WHITE STEEL-FLEX® POST - OVERALL HEIGHT 1000MM - NZTA COMPLIANT DELINEATION	1	250
SM10-O-NZ	SM BASE FITTED WITH ORANGE STEEL-FLEX® POST - OVERALL HEIGHT 1000MM - NZTA COMPLIANT DELINEATION	1	250
SM10SMD2	SM BASE FITTED WITH WHITE STEEL-FLEX® POST - OVERALL HEIGHT 1000MM - 20MM BLACK TIP + 50MM X 200MM RED/WHITE DELINEATION	1	250
SM10TP	SM BASE FITTED WITH YELLOW STEEL-FLEX® "TIGER" POST - OVERALL HEIGHT 1000MM - 4 X 150MM BLACK STRIPS TO BOTH SIDES	1	250
SM10TPD1R	SM BASE FITTED WITH YELLOW STEEL-FLEX® "TIGER" POST - OVERALL HEIGHT 1000MM - 4 X 150MM BLACK STRIPS TO BOTH SIDES + 50MM X 100MM RED DELINEATION TO FRONT ONLY	1	250
SM10D2YB	SM BASE FITTED WITH WHITE STEEL-FLEX® POST - OVERALL HEIGHT 1000MM - 50MM X 200MM RED/WHITE DELINEATION + 100MM X 50MM YELLOW BAND TO FRONT ONLY	1	250
D14S	FASTENER FOR SM BASE PRODUCTS	1	

Note:

The same post
will be used for
both white and
object marker
steel flex.
Barricades &
Sign will

DEFINITION

Steel-Flex® is a patented flexible steel delineator post. Steel-Flex® may be driven into the ground or road base using a designed manual or mechanical driving device. Steel-Flex® is capable of withstanding repeated impacts and wheel overs by vehicles with minimal damage to the post or vehicle. Steel-Flex® roadside delineator posts comply with: British & European Standard E N 12899 - 3:2008 & Australian Standard AS 1742.2 and AS/NZ 1906.1

DURABILITY

Steel-Flex® can retain a minimum of 75% of colour, appearance and physical properties for 10 years even when exposed to extreme weather conditions. They are fire resistant and the powder coating can withstand temperatures of up to 140°C.

WIND DEFLECTION

Steel-Flex® flexible steel delineator posts stand vertical when installed. Testing has shown that the post will not deflect more than 35mm when subjected to wind speeds of 45m / sec. (162 kph) on the front face (convex surface) of the post.

BENDING PROPERTIES

The load required to bend each post length of 1000mm long to an angle of 90° should not be less than 30N. It only requires 5kg pressure to bend a Steel-Flex® post.

IMPACT AND WHEEL - OVER RESISTANCE

Steel-Flex® delineator posts return to vertical automatically after repeated vehicle impacts. They have been tested to 10 impacts from a passenger type vehicle at 100 kph without compromising

the integrity of the post. It has been tested to ten wheel over's at 50kph from a fully laden 42 tonne truck without compromising the integrity of the post.

WEATHERING RESISTANCE

Steel-Flex® has been tested to comply with the following standards: Impact Resistance (ASTM D - 2794) Adhesion (ISO 2815) 2000 hr Salt Spray (ASTM B - 117)

FINISH & COLOUR

All faces of the Steel-Flex® delineator posts are a smooth gloss white powder coat finish to a minimum thickness of 70 microns over a ArmorGalv® thermal diffusion anti-corrosive protective coating.

FLAME RESISTANCE

Steel-Flex® is non-flammable

MARKING

The manufacturer's name and the month/year date of manufacture with minimum 1 cm high characters, are applied to the concave surface of the post. The recommended installation depth is marked by a 12mm diameter hole punched into the post 40cm from the lower pointed edge. Reflective sheeting is applied to conform with the relevant specifications.

POST ANCHORAGE

One piece Steel-Flex® delineator posts are driven into the ground or road base to a minimum depth of 400mm. Dual retention barbs assist to provide post stability, correct alignment and resistance to unlawful removal by hand. Testing has shown, that when installed correctly in average ground conditions, there is a force of over 500kg required to remove the post from the ground.

To maximise the life of the post, it is recommended that a small V shape divot approximately 100mm deep x 100mm long x 105 mm wide, be removed to provide a bend radius when there is a direct wheel-over by a vehicle. This void may be filled with sand if required. Installation instruction sheets are included.

DELINEATORS

Steel-Flex® posts can be fitted with all available types of Guide Post delineators and Marker Post stickers complying with AS 1906.1. The posts can be driven in with delineators or stickers attached.

TESTING

Steel-Flex® posts have been test conditioned for 2 hours at temperature extremes of -10°C and +60°C.

HEAT RESISTANCE TEST

Result of Steel-Flex® Heat Resistant Test = Pass (1 second each bend)

COLD RESISTANCE TEST

Result of Steel-Flex® Cold Resistant Test = Pass (1 second each bend)

The Steel-Flex® post has been conditioned for 2 hours at -10°C and no signs of splitting or fracturing when a steel ball at 1kg was dropped from a height of 1500mm.

STEEL BALL TEST

Result of Steel-Flex® Steel Ball Test = Pass (1 second each bend)

-- Spring steel --

- Treated ArmorGalv (Traité ArmorGalv)
- Painted white (Peint blanc)

